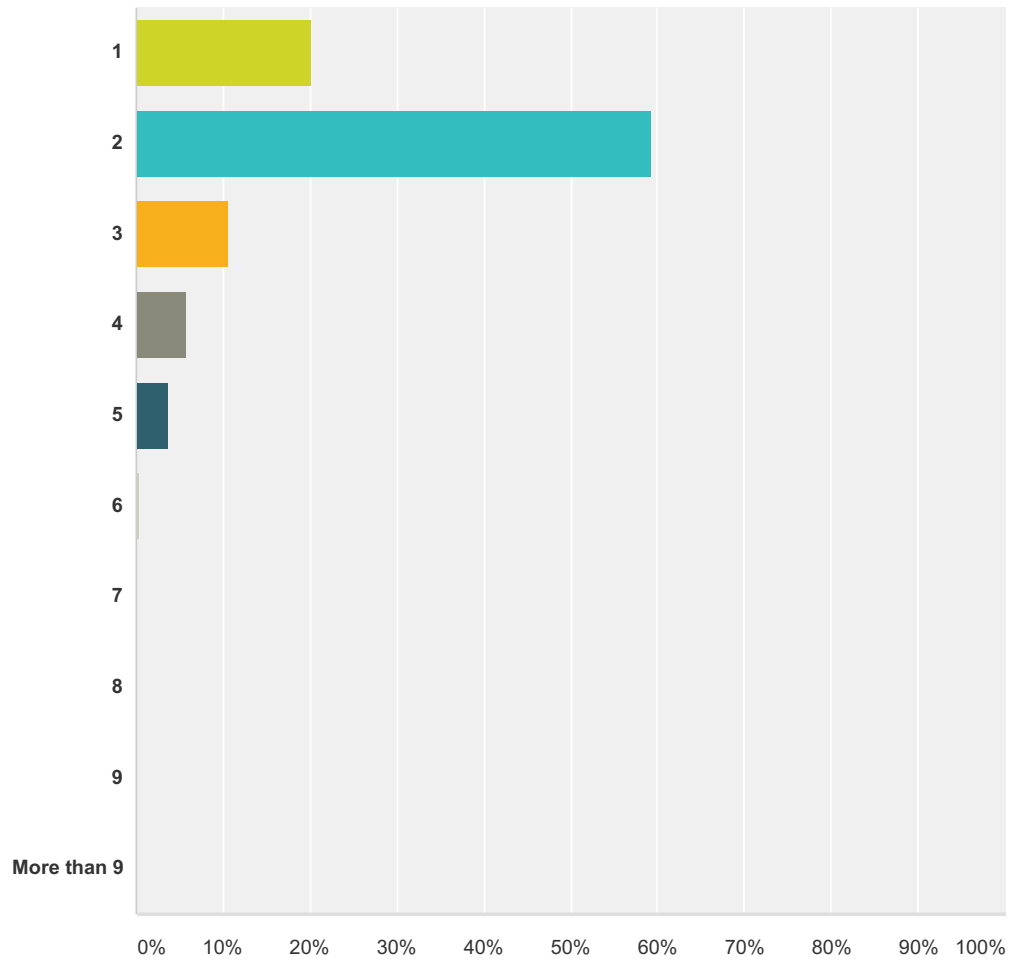


Q1 How many people live in your home?

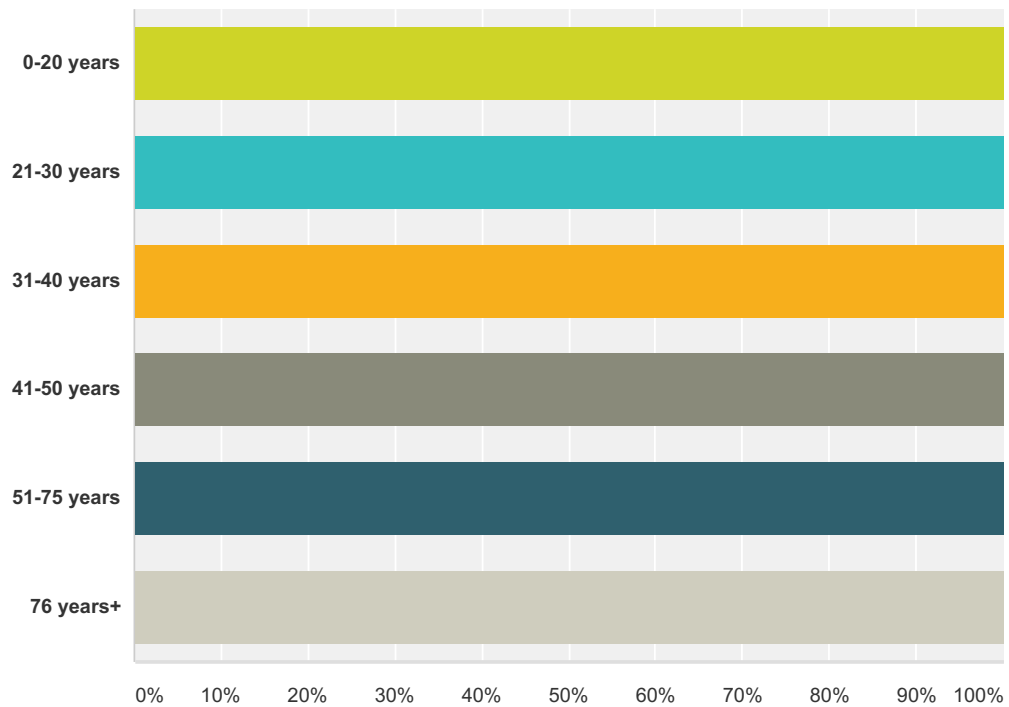
Answered: 292 Skipped: 5



Answer Choices	Responses
1	20.21% 59
2	59.25% 173
3	10.62% 31
4	5.82% 17
5	3.77% 11
6	0.34% 1
7	0.00% 0
8	0.00% 0
9	0.00% 0
More than 9	0.00% 0
Total	292

Q2 Which age groups reside in your home? Please tick each of those that apply

Answered: 292 Skipped: 5

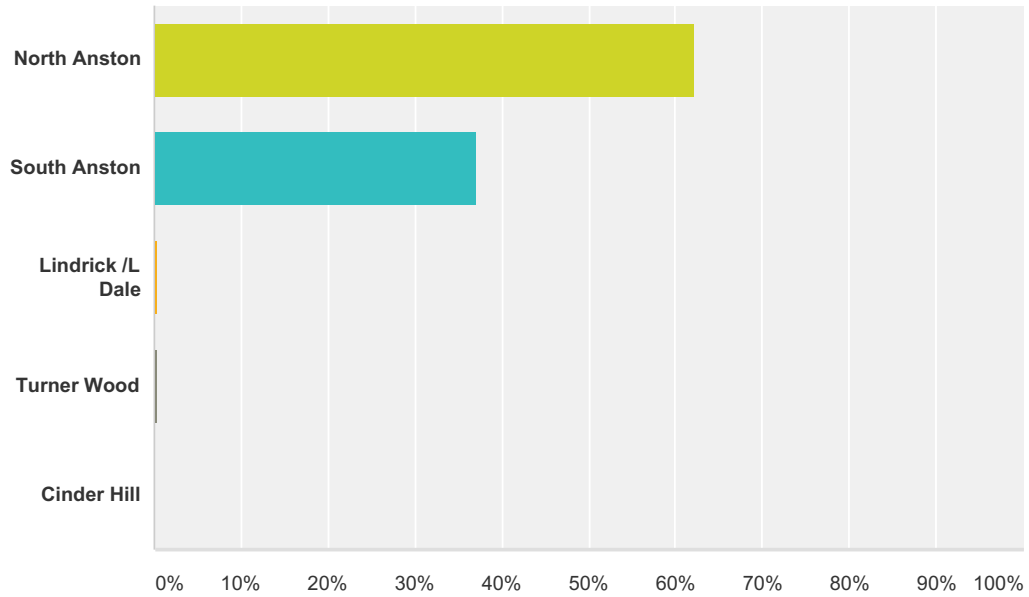


Tick here

	Tick here	Total Respondents
0-20 years	100.00% 39	39
21-30 years	100.00% 34	34
31-40 years	100.00% 19	19
41-50 years	100.00% 39	39
51-75 years	100.00% 194	194
76 years+	100.00% 61	61

Q3 Do you live in:

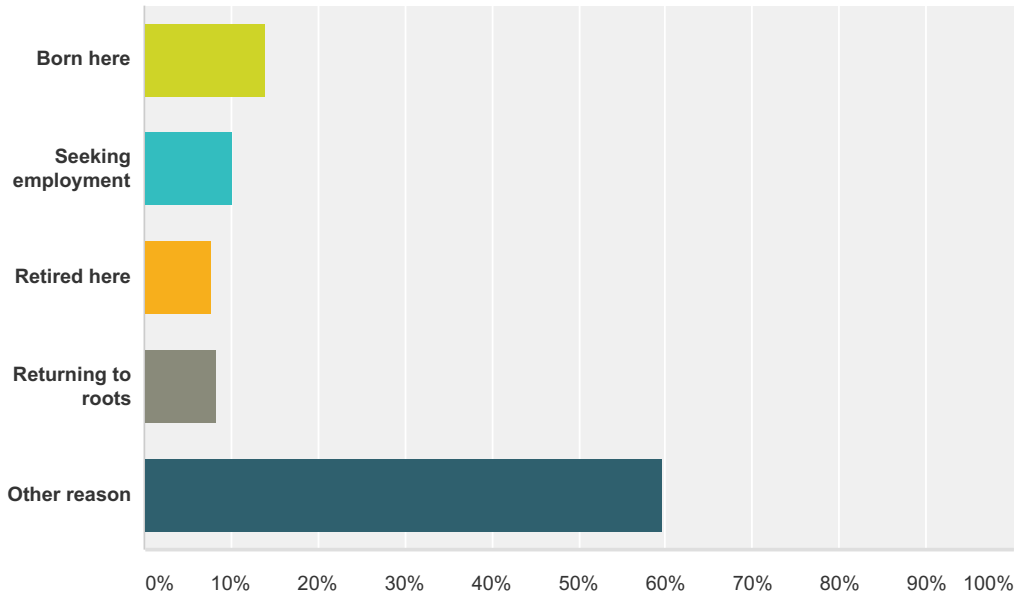
Answered: 288 Skipped: 9



Answer Choices	Responses
North Anston	62.15% 179
South Anston	37.15% 107
Lindrick /L Dale	0.35% 1
Turner Wood	0.35% 1
Cinder Hill	0.00% 0
Total	288

Q4 How did you come to live in Anston?

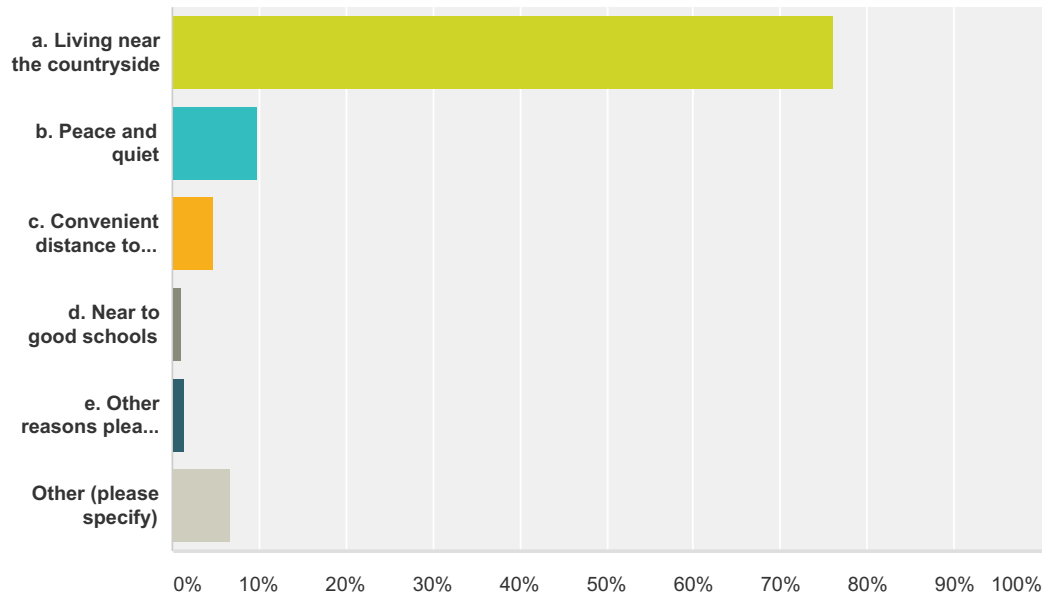
Answered: 286 Skipped: 11



Answer Choices	Responses	Count
Born here	13.99%	40
Seeking employment	10.14%	29
Retired here	7.69%	22
Returning to roots	8.39%	24
Other reason	59.79%	171
Total		286

Q5 What do you like about the area?please tick the ones that are true for you

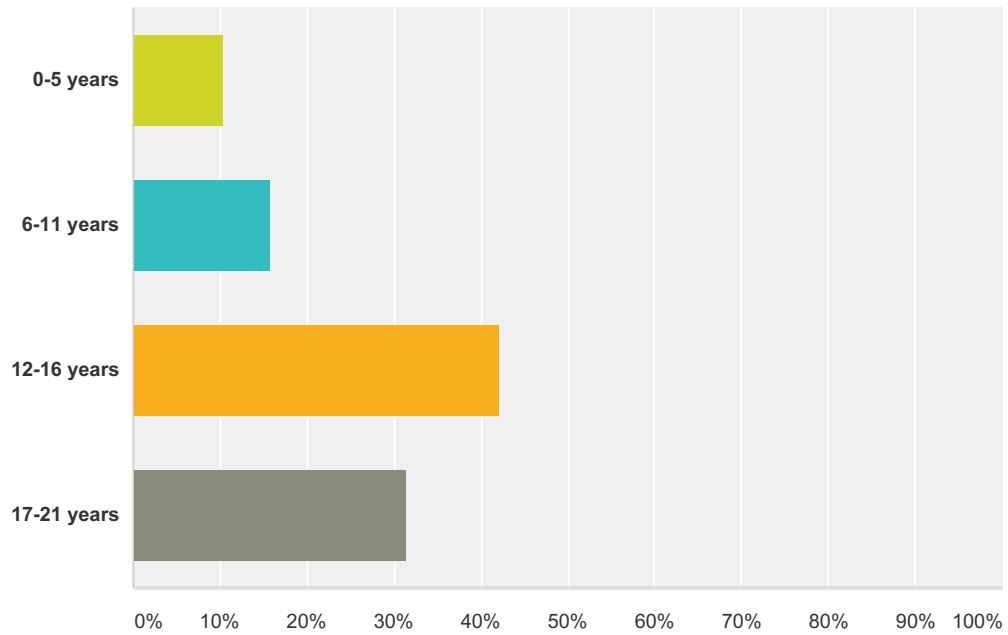
Answered: 286 Skipped: 11



Answer Choices	Responses
a. Living near the countryside	76.22% 218
b. Peace and quiet	9.79% 28
c. Convenient distance to work	4.90% 14
d. Near to good schools	1.05% 3
e. Other reasons please specify in the box below	1.40% 4
Other (please specify)	6.64% 19
Total	286

Q6 How old are you?

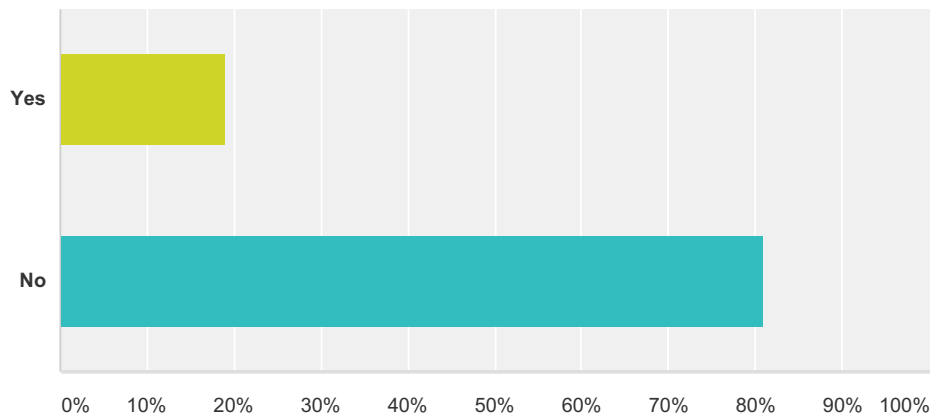
Answered: 19 Skipped: 278



Answer Choices	Responses
0-5 years	10.53% 2
6-11 years	15.79% 3
12-16 years	42.11% 8
17-21 years	31.58% 6
Total	19

Q7 Are there enough places for people in your age group to meet and congregate?

Answered: 21 Skipped: 276



Answer Choices	Responses
Yes	19.05% 4
No	80.95% 17
Total	21

Q8 If no, say what you would like to see and where

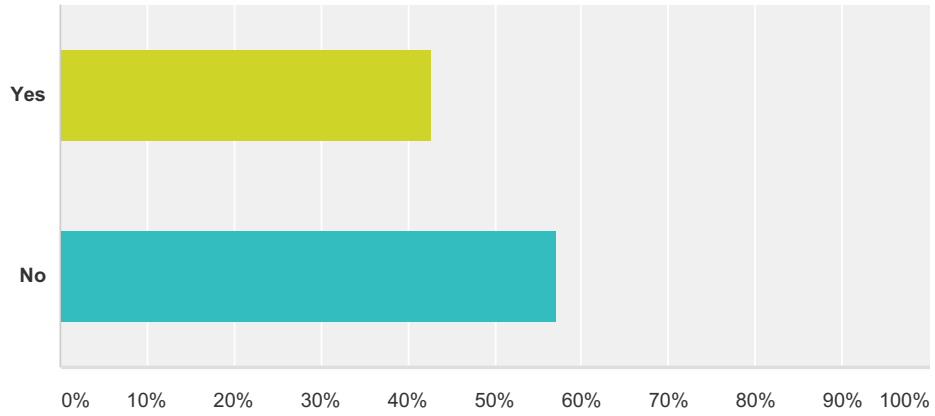
Answered: 13 Skipped: 284

Q9 Where do you go to meet other young people?

Answered: 17 Skipped: 280

Q10 Do you feel there are enough entertainment/ play facilities near where you live?

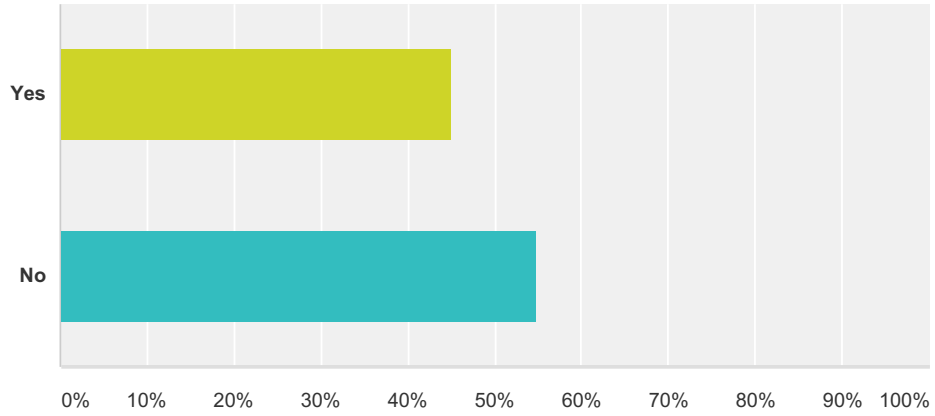
Answered: 21 Skipped: 276



Answer Choices	Responses	
Yes	42.86%	9
No	57.14%	12
Total		21

Q11 Do you have access to information (at school, the library or the internet) about activities for your age group in the Anston area?

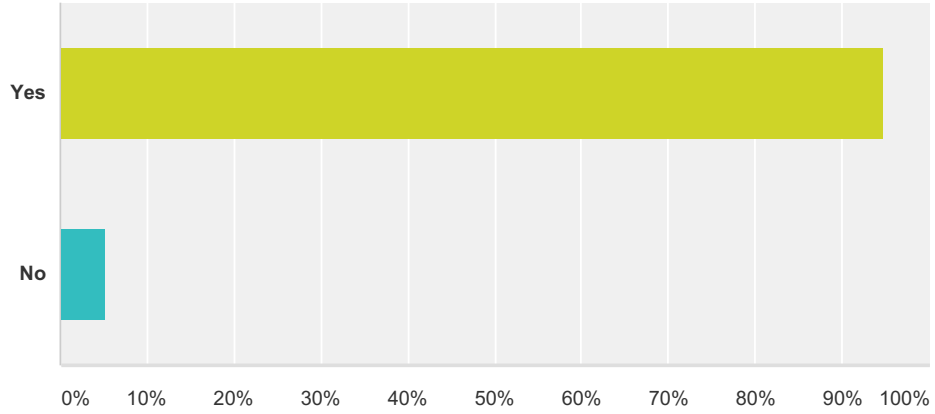
Answered: 20 Skipped: 277



Answer Choices	Responses
Yes	45.00% 9
No	55.00% 11
Total	20

Q12 Do you have travel to join in existing activities for young people of your age group?

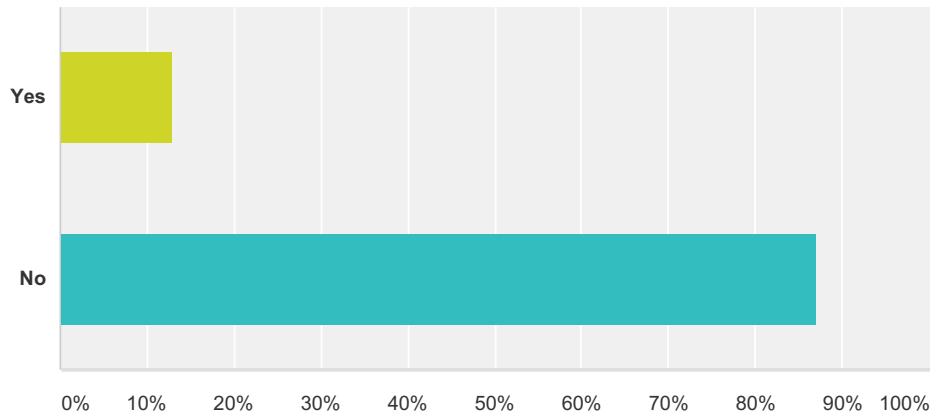
Answered: 19 Skipped: 278



Answer Choices	Responses
Yes	94.74% 18
No	5.26% 1
Total	19

Q13 Do you use internet access from a library?

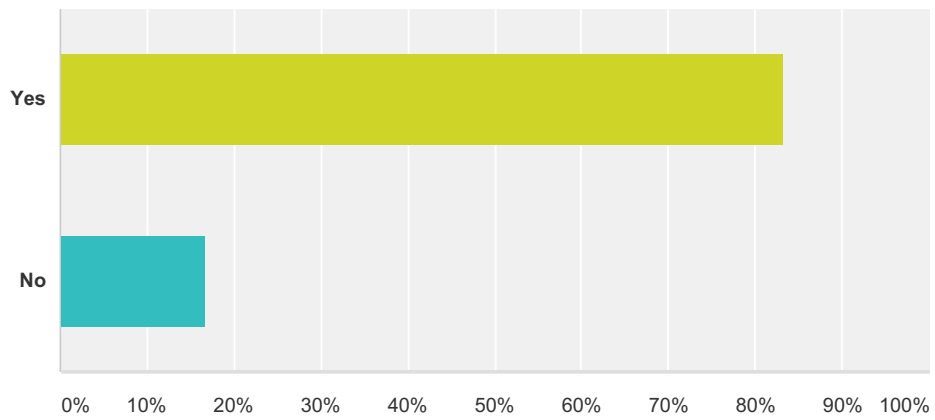
Answered: 261 Skipped: 36



Answer Choices	Responses
Yes	13.03% 34
No	86.97% 227
Total	261

Q14 Do you have access to broadband internet at home?

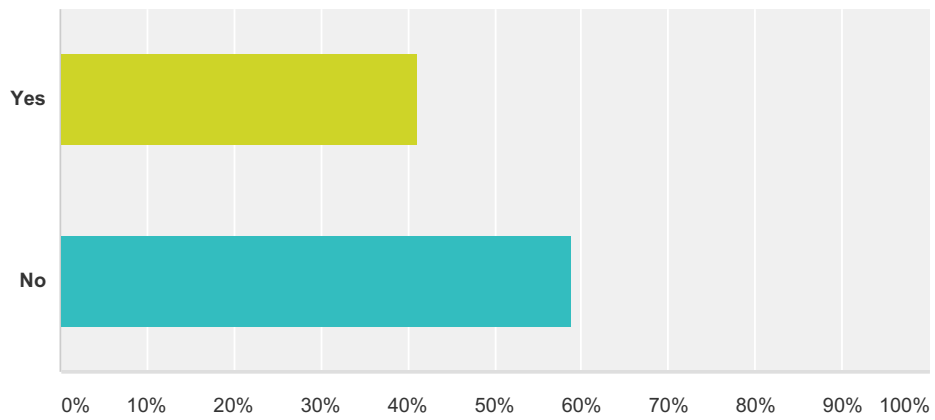
Answered: 269 Skipped: 28



Answer Choices	Responses
Yes	83.27% 224
No	16.73% 45
Total	269

Q15 Would you like transport provided to take you to the doctors/shops/hospital?

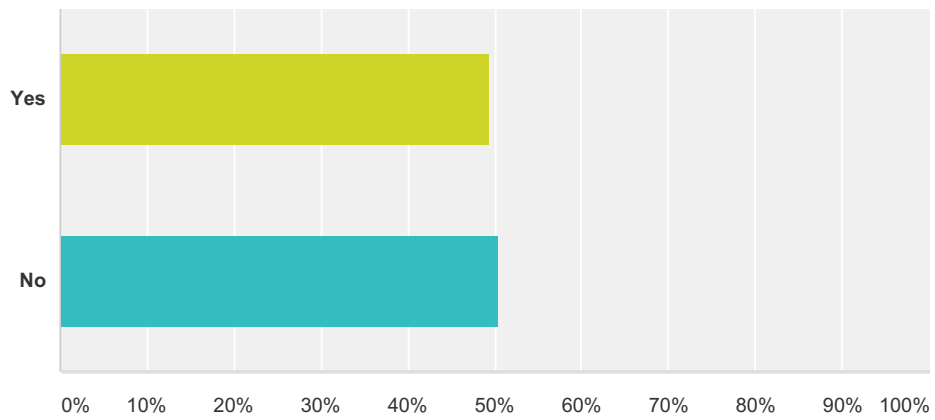
Answered: 221 Skipped: 76



Answer Choices	Responses
Yes	41.18% 91
No	58.82% 130
Total	221

Q16 If yes, would you be prepared to make a financial contribution to the cost?

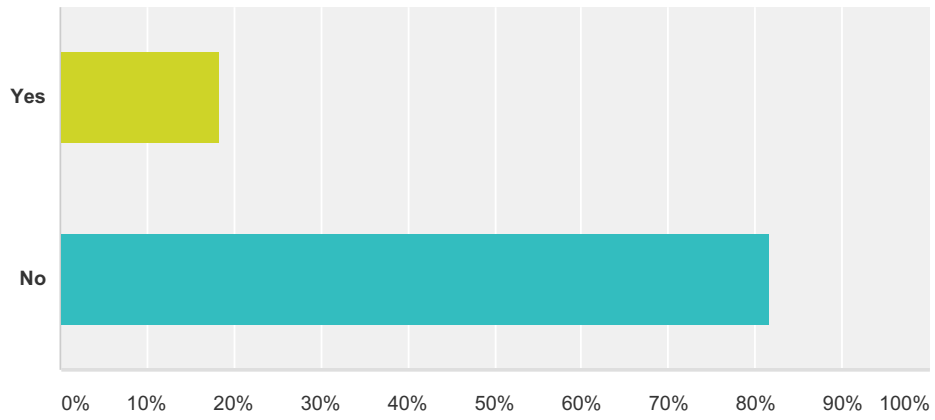
Answered: 168 Skipped: 129



Answer Choices	Responses	
Yes	49.40%	83
No	50.60%	85
Total		168

Q17 Do you attend a club or centre for older people?

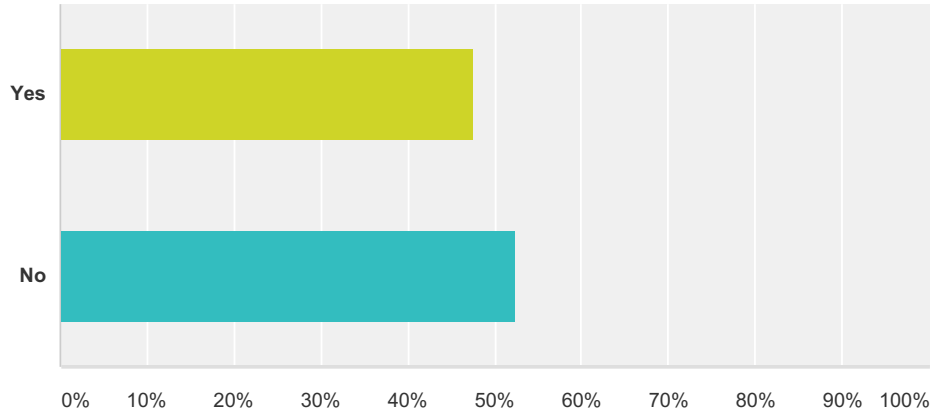
Answered: 222 Skipped: 75



Answer Choices	Responses
Yes	18.47% 41
No	81.53% 181
Total	222

Q18 Are there enough places for older people to meet?

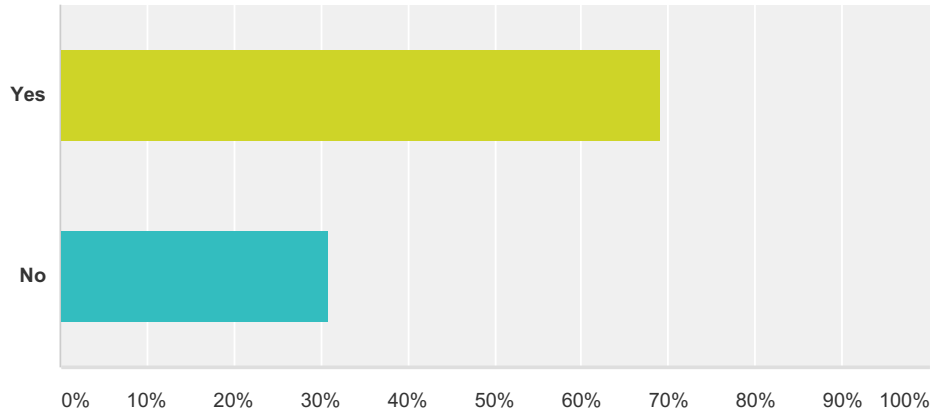
Answered: 181 Skipped: 116



Answer Choices	Responses	
Yes	47.51%	86
No	52.49%	95
Total		181

Q19 Would you like to see information leaflets produced about activities for older people?

Answered: 200 Skipped: 97



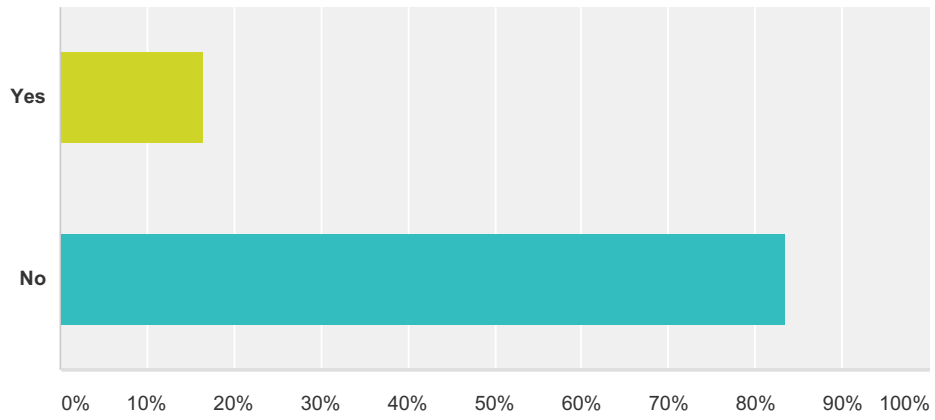
Answer Choices	Responses	
Yes	69.00%	138
No	31.00%	62
Total		200

Q20 What other services/facilities would you like to see in the Anston area?

Answered: 55 Skipped: 242

Q21 Is more building development needed in Anston?

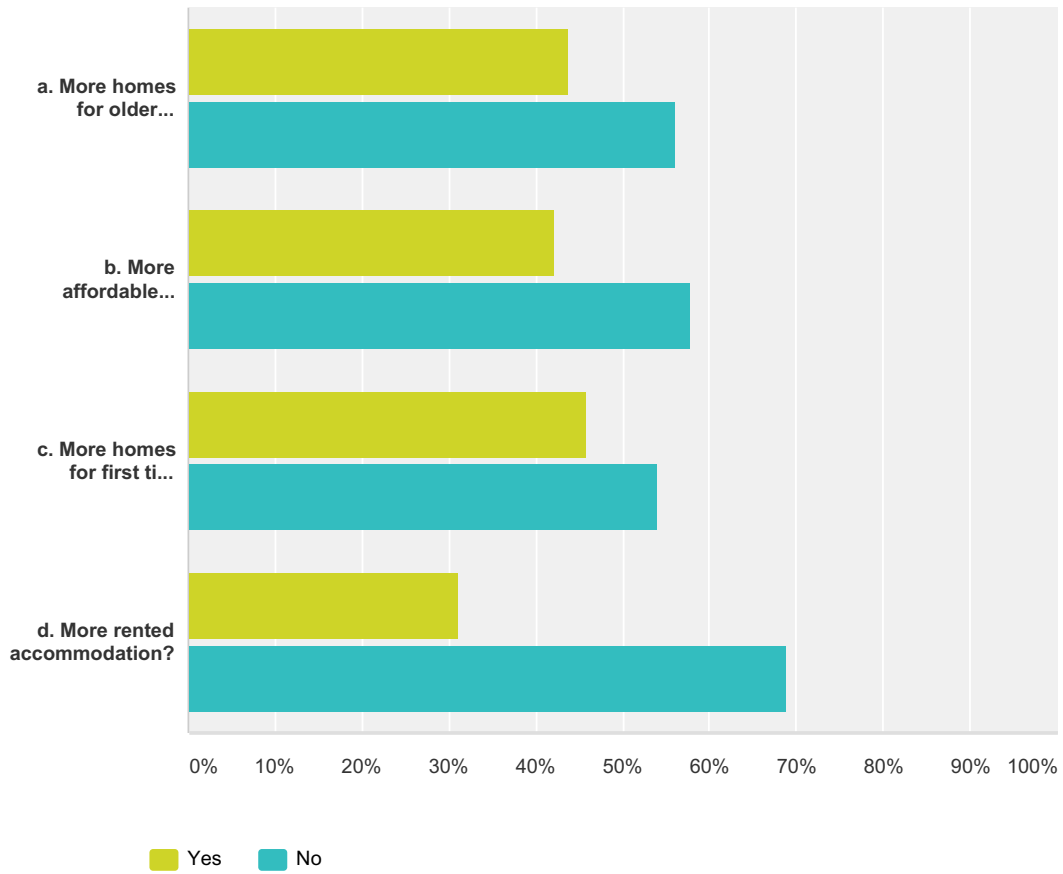
Answered: 274 Skipped: 23



Answer Choices	Responses
Yes	16.42% 45
No	83.58% 229
Total	274

Q22 Should there be:

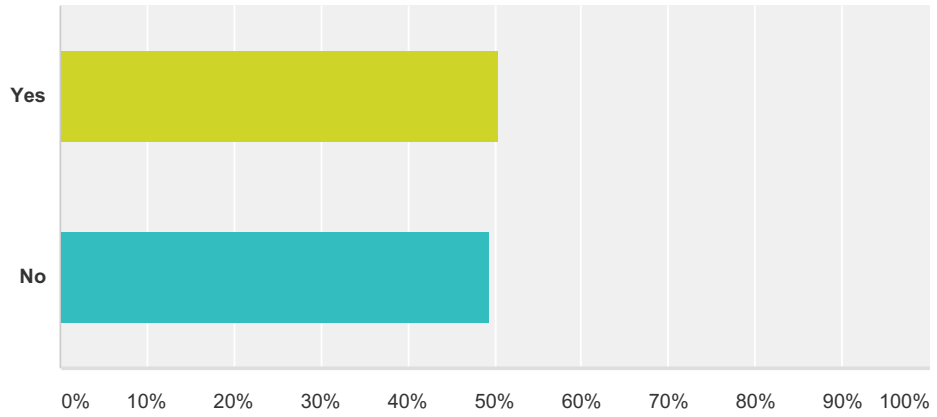
Answered: 214 Skipped: 83



	Yes	No	Total
a. More homes for older people?	43.88% 86	56.12% 110	196
b. More affordable housing?	42.16% 86	57.84% 118	204
c. More homes for first time buyers?	45.92% 90	54.08% 106	196
d. More rented accommodation?	31.11% 56	68.89% 124	180

Q23 Do you use a Post Office each week?

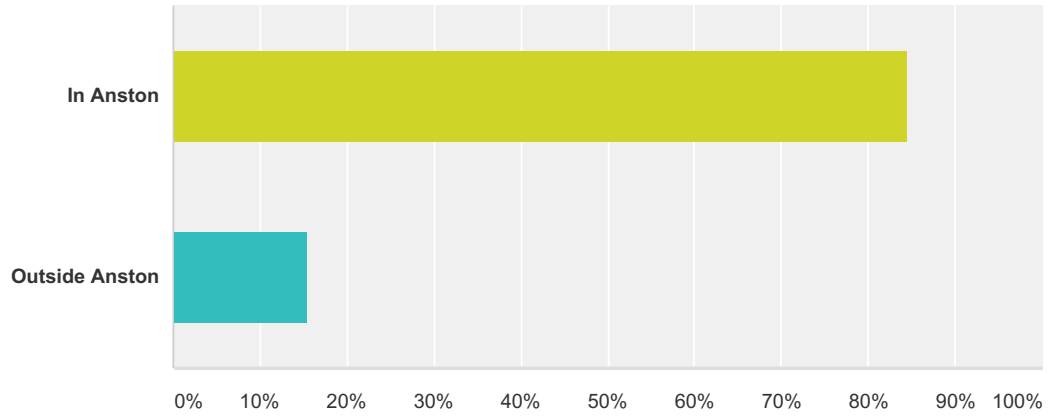
Answered: 289 Skipped: 8



Answer Choices	Responses	Count
Yes	50.52%	146
No	49.48%	143
Total		289

Q24 Is your doctor based :

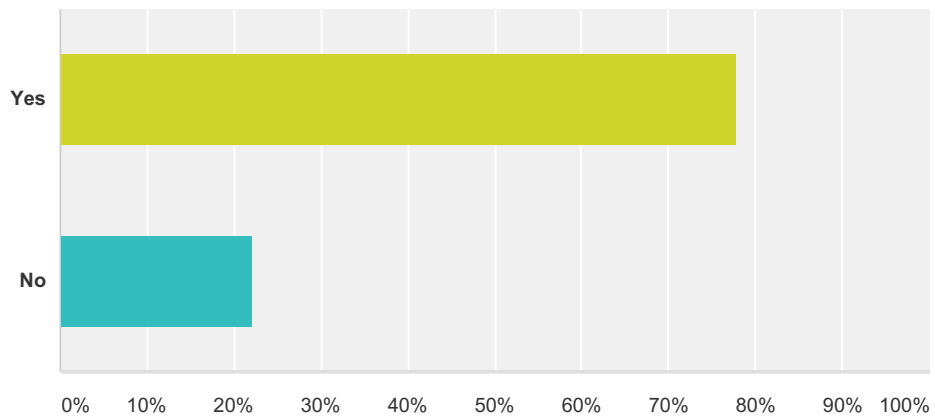
Answered: 292 Skipped: 5



Answer Choices	Responses	
In Anston	84.59%	247
Outside Anston	15.41%	45
Total		292

Q25 Are you satisfied with the medical services available to you and your family?

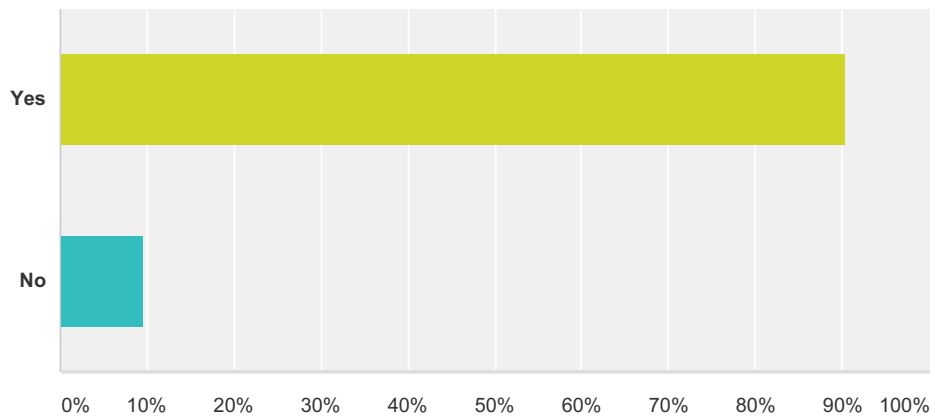
Answered: 289 Skipped: 8



Answer Choices	Responses
Yes	77.85% 225
No	22.15% 64
Total	289

Q26 Are you happy to attend the surgery for a check-up by the practice nurse?

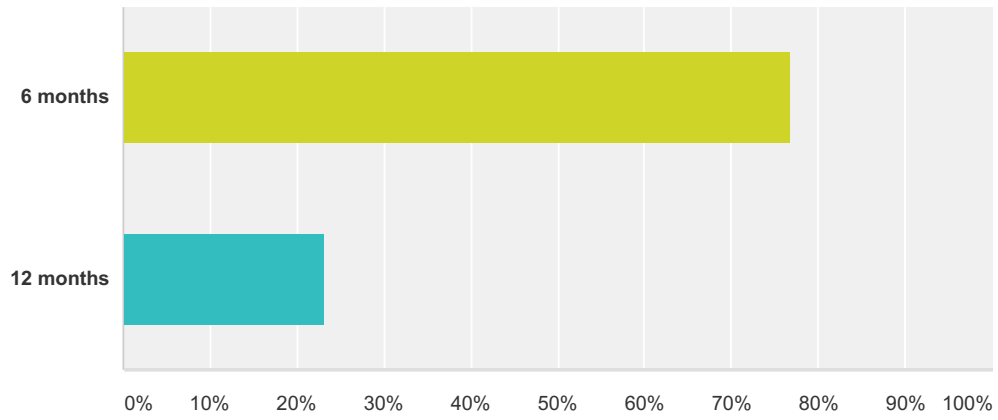
Answered: 290 Skipped: 7



Answer Choices	Responses
Yes	90.34% 262
No	9.66% 28
Total	290

Q27 Have you visited your doctor in the last:

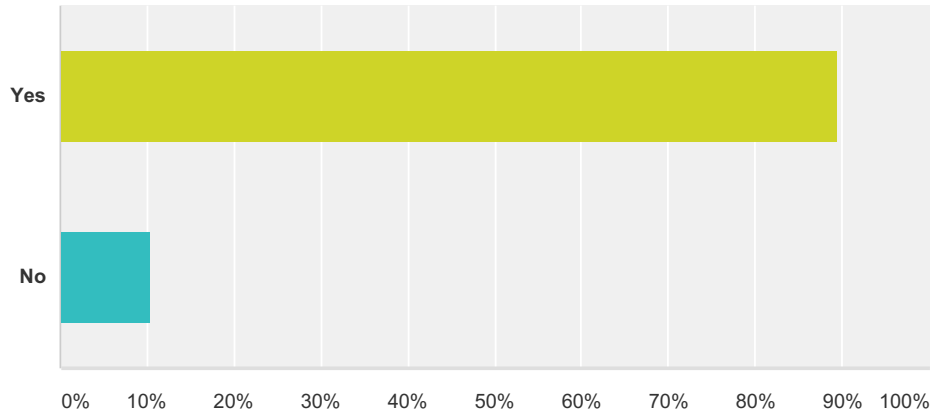
Answered: 277 Skipped: 20



Answer Choices	Responses
6 months	76.90% 213
12 months	23.10% 64
Total	277

Q28 Are you registered with a dentist?

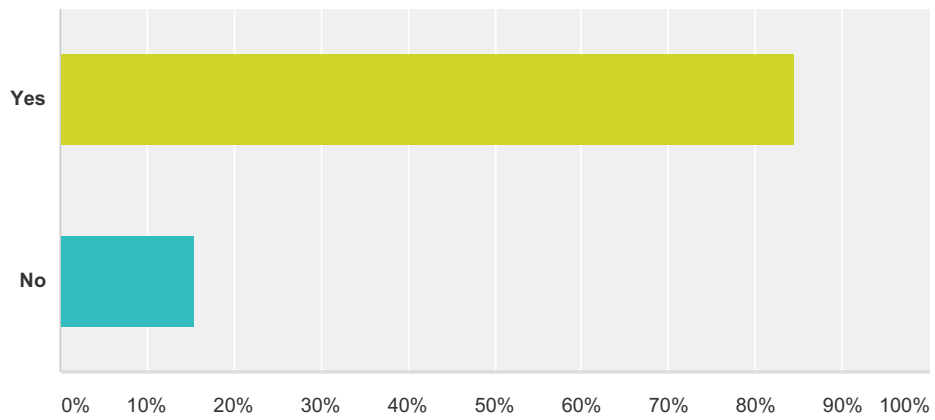
Answered: 290 Skipped: 7



Answer Choices	Responses	Count
Yes	89.66%	260
No	10.34%	30
Total		290

Q29 Do you find it easy to access dental services?

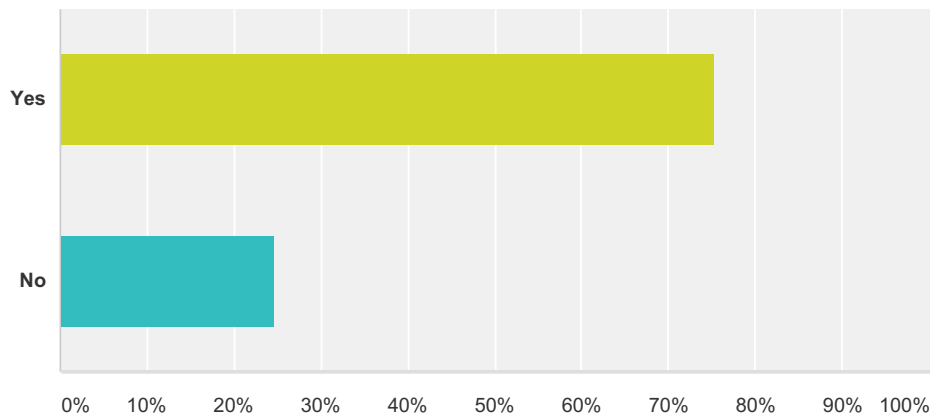
Answered: 286 Skipped: 11



Answer Choices	Responses
Yes	84.62% 242
No	15.38% 44
Total	286

Q30 Are you satisfied with waste collection arrangements in Anston?

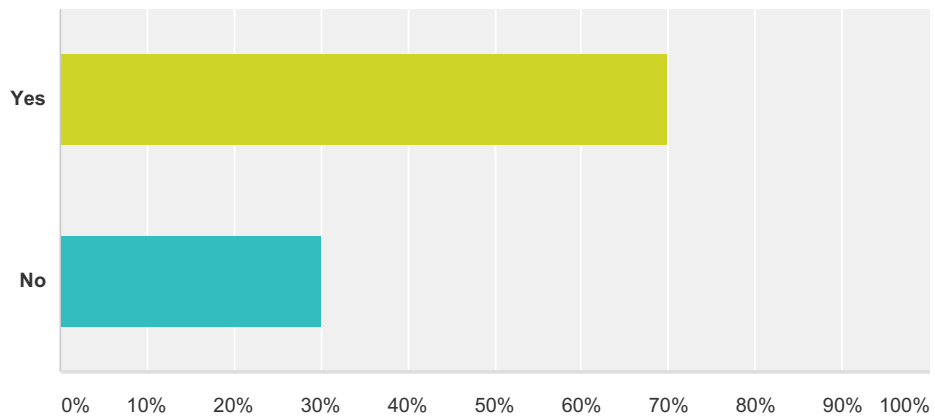
Answered: 287 Skipped: 10



Answer Choices	Responses	
Yes	75.26%	216
No	24.74%	71
Total		287

Q31 Do you think that the recycling initiative is working?

Answered: 279 Skipped: 18



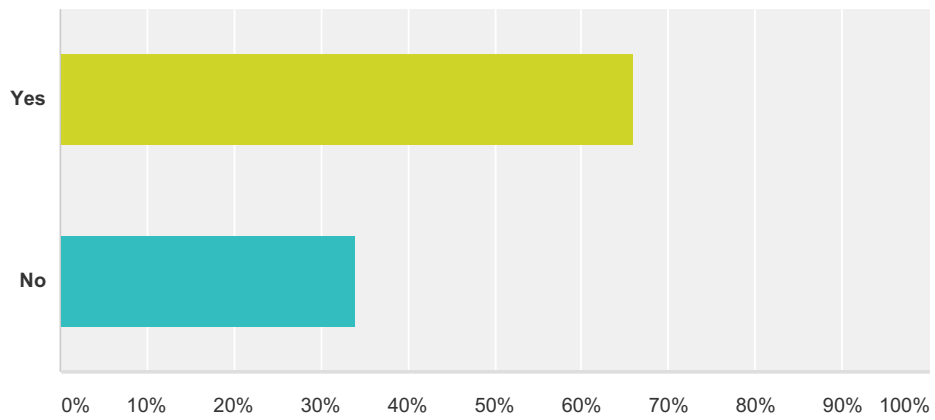
Answer Choices	Responses	
Yes	69.89%	195
No	30.11%	84
Total		279

Q32 What do you think should be recycled using kerbside collections, but which are not yet catered for by the RMBC?

Answered: 218 Skipped: 79

Q33 Would more dog waste bins encourage dog walkers to clean up after their dogs?

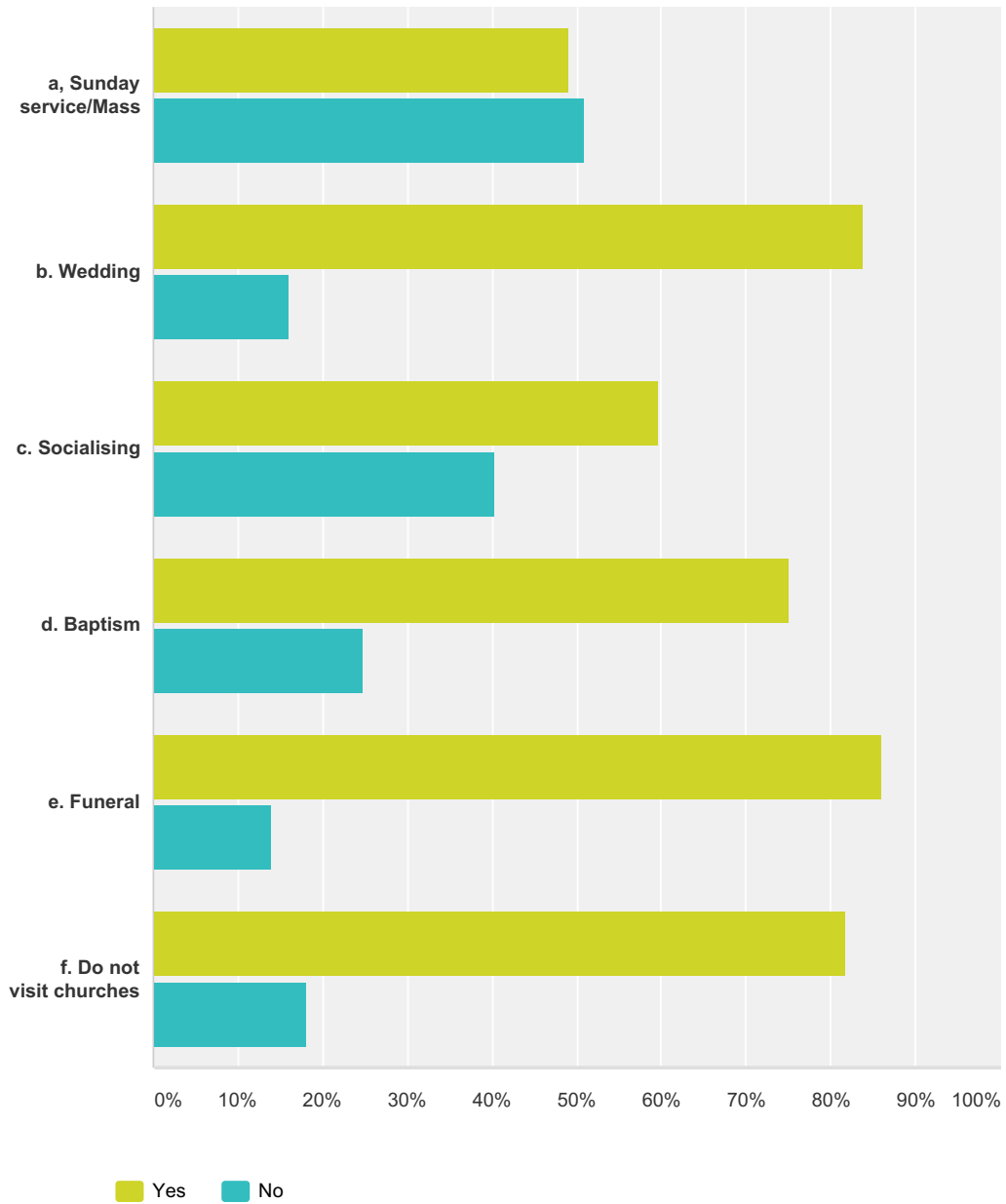
Answered: 264 Skipped: 33



Answer Choices	Responses
Yes	65.91% 174
No	34.09% 90
Total	264

Q34 For which reasons do you use Churches?

Answered: 268 Skipped: 29



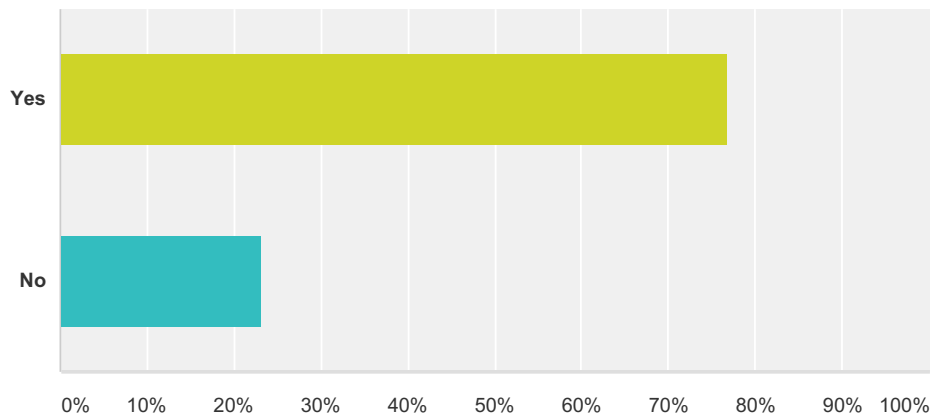
	Yes	No	Total
a. Sunday service/Mass	49.03% 76	50.97% 79	155
b. Wedding	84.00% 147	16.00% 28	175
c. Socialising	59.74% 92	40.26% 62	154
d. Baptism	75.15% 127	24.85% 42	169

2014 Parish Plan survey

e. Funeral	86.02% 160	13.98% 26	186
f. Do not visit churches	81.82% 90	18.18% 20	110

Q35 Do the local schools have sufficient and appropriate facilities?

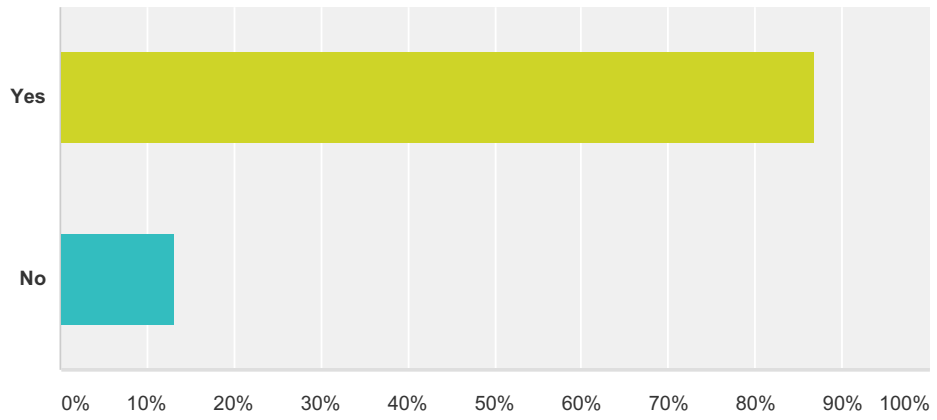
Answered: 134 Skipped: 163



Answer Choices	Responses
Yes	76.87% 103
No	23.13% 31
Total	134

Q36 Do the schools serve the community well?

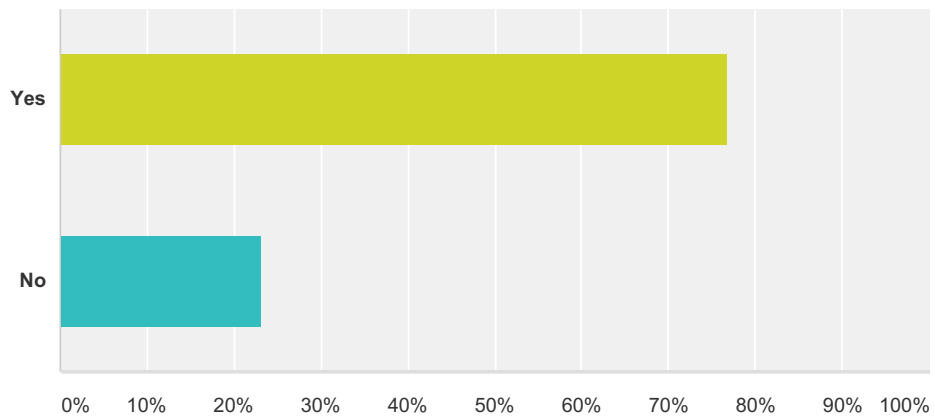
Answered: 136 Skipped: 161



Answer Choices	Responses
Yes	86.76% 118
No	13.24% 18
Total	136

Q37 Do you have access to a pre-school playgroup?

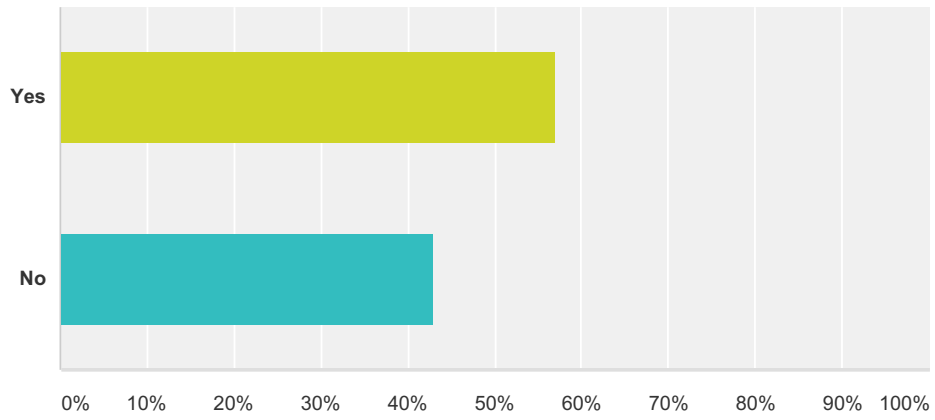
Answered: 108 Skipped: 189



Answer Choices	Responses	
Yes	76.85%	83
No	23.15%	25
Total		108

Q38 Do you think we need more childcare facilities in Anston?

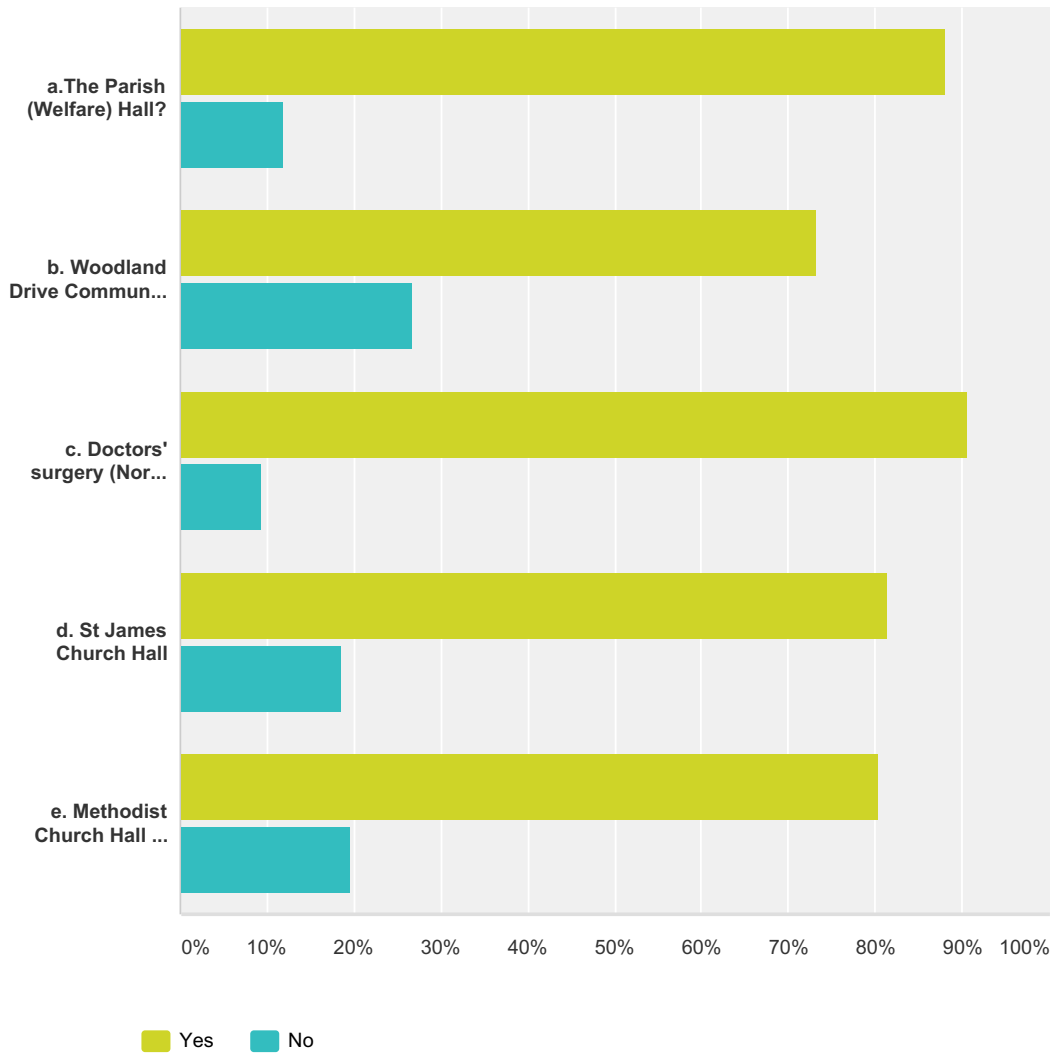
Answered: 121 Skipped: 176



Answer Choices	Responses	
Yes	57.02%	69
No	42.98%	52
Total		121

Q39 Do you feel safe when visiting:

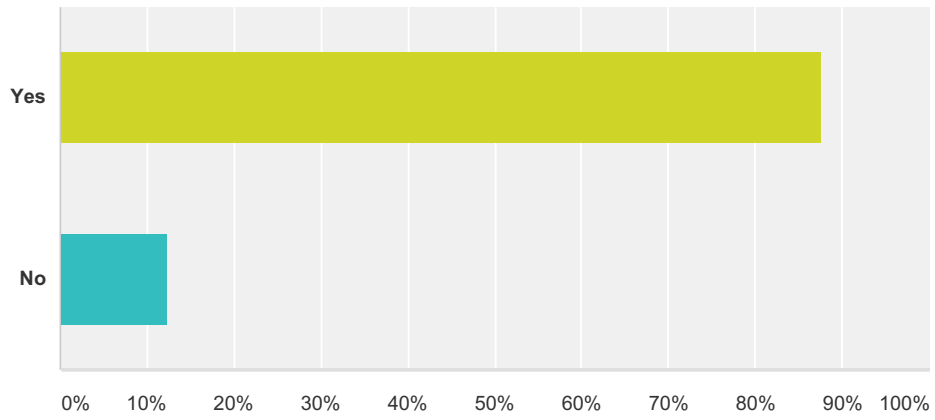
Answered: 263 Skipped: 34



	Yes	No	Total
a. The Parish (Welfare) Hall?	88.11% 200	11.89% 27	227
b. Woodland Drive Community Centre	73.30% 129	26.70% 47	176
c. Doctors' surgery (North Anston)	90.68% 214	9.32% 22	236
d. St James Church Hall	81.35% 157	18.65% 36	193
e. Methodist Church Hall (S Anston)	80.40% 160	19.60% 39	199

Q40 In an emergency, do you have someone close to hand to call for help?

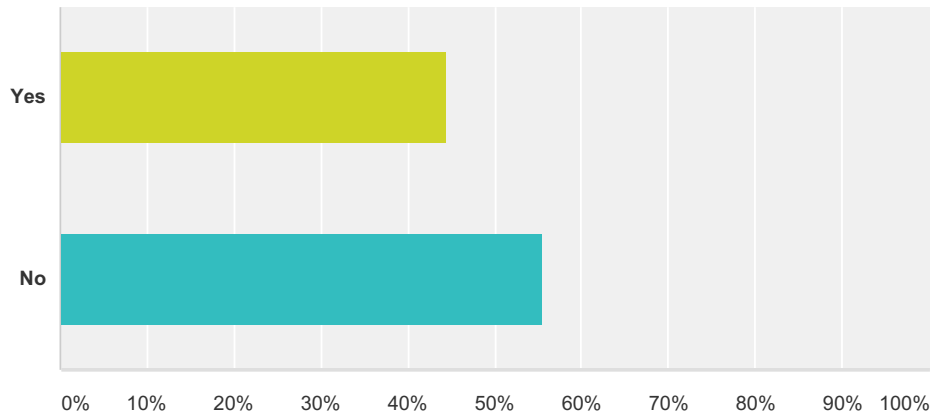
Answered: 277 Skipped: 20



Answer Choices	Responses
Yes	87.73% 243
No	12.27% 34
Total	277

Q41 Would you like to see more traffic calming zones in Anston?

Answered: 275 Skipped: 22



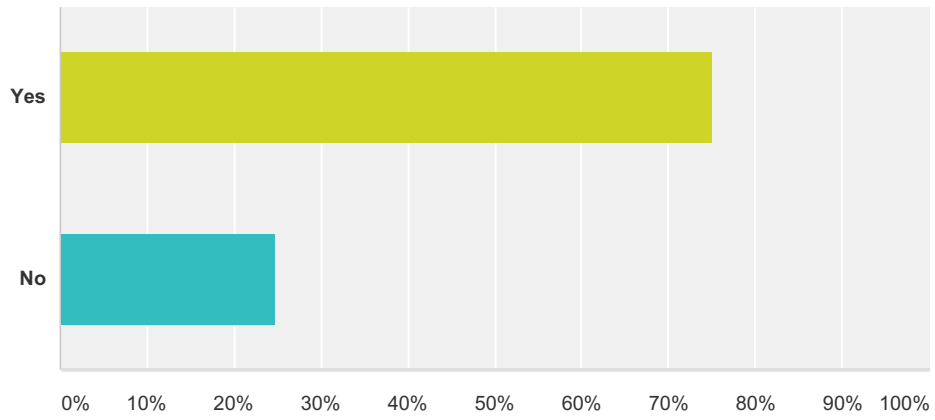
Answer Choices	Responses
Yes	44.36% 122
No	55.64% 153
Total	275

Q42 If yes, in which areas?

Answered: 119 Skipped: 178

Q43 Should there be a pedestrian crossing across the A57?

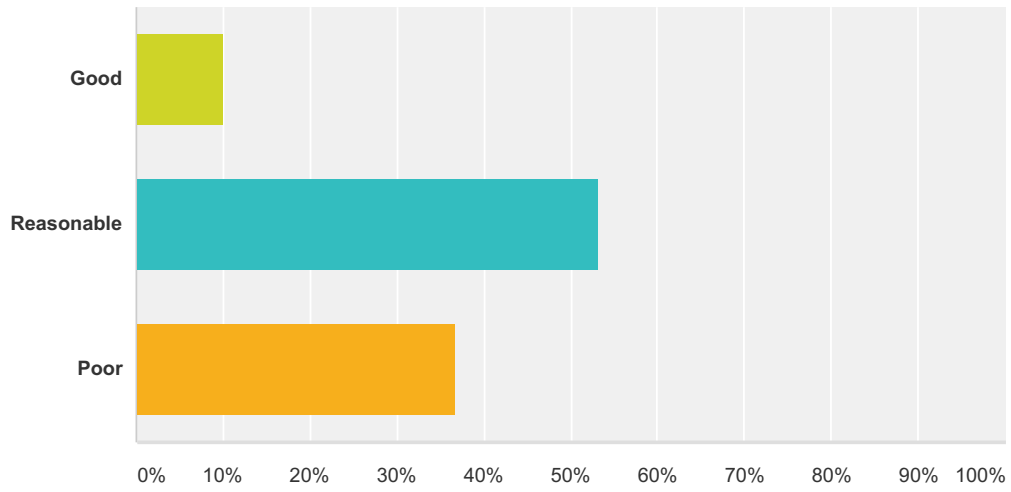
Answered: 269 Skipped: 28



Answer Choices	Responses
Yes	75.09% 202
No	24.91% 67
Total	269

Q44 Do you think that the Police coverage in Anston is:

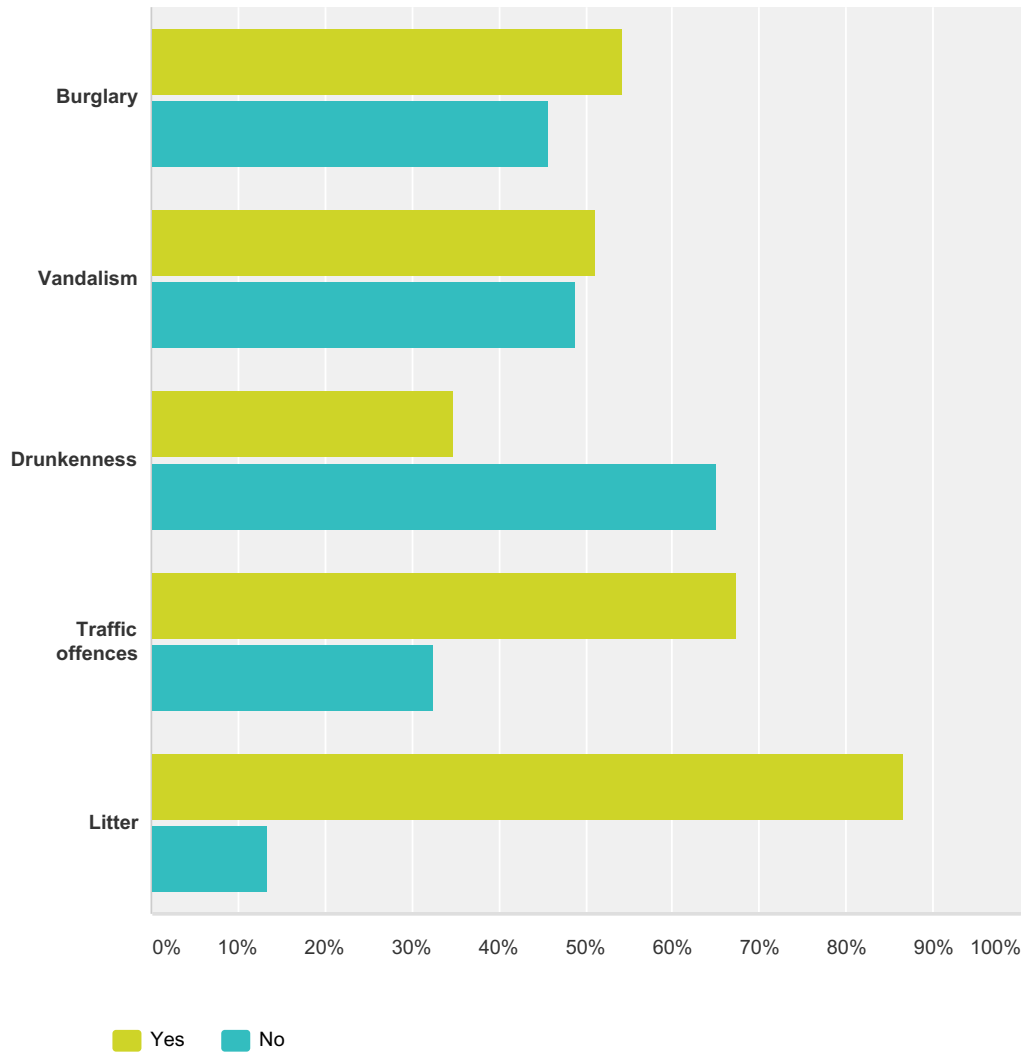
Answered: 270 Skipped: 27



Answer Choices	Responses
Good	10.00% 27
Reasonable	53.33% 144
Poor	36.67% 99
Total	270

Q45 Are any of the following crimes or anti-social behaviours a problem in your area?

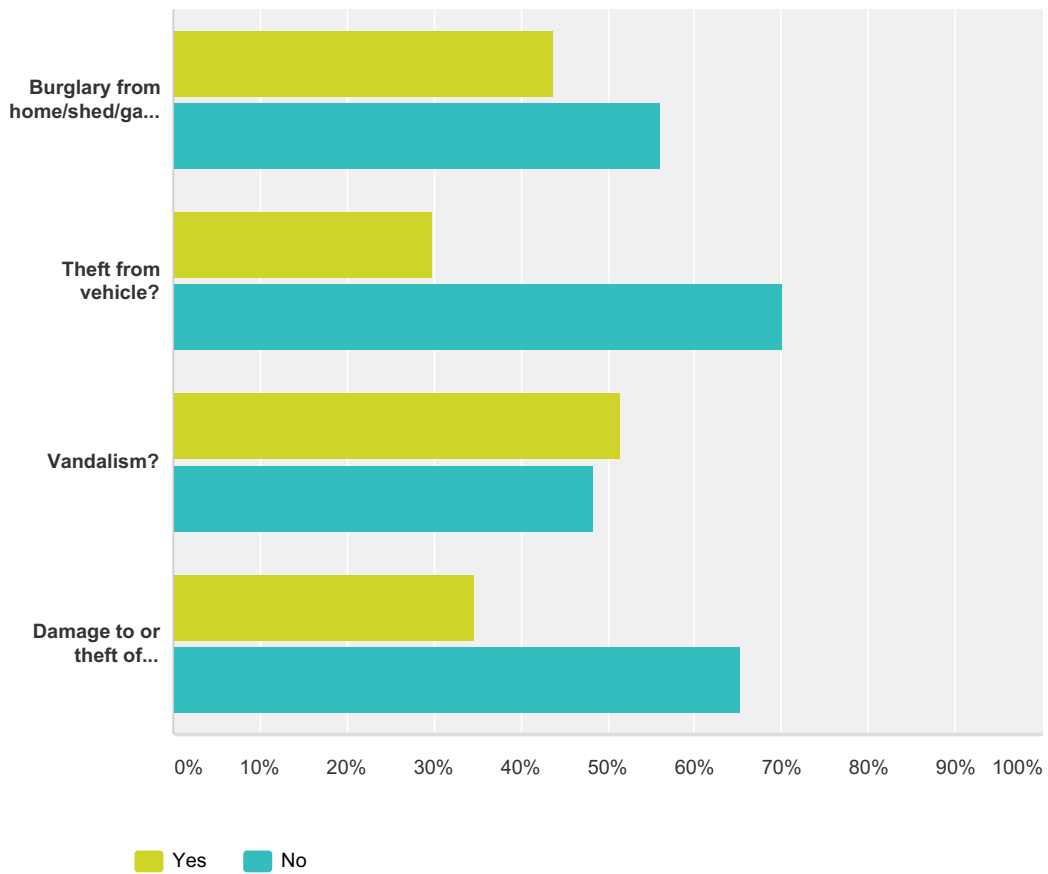
Answered: 190 Skipped: 107



	Yes	No	Total
Burglary	54.32% 44	45.68% 37	81
Vandalism	51.25% 41	48.75% 39	80
Drunkenness	34.92% 22	65.08% 41	63
Traffic offences	67.44% 58	32.56% 28	86
Litter	86.54% 135	13.46% 21	156

Q46 In the last five years have you personally suffered at your home from:

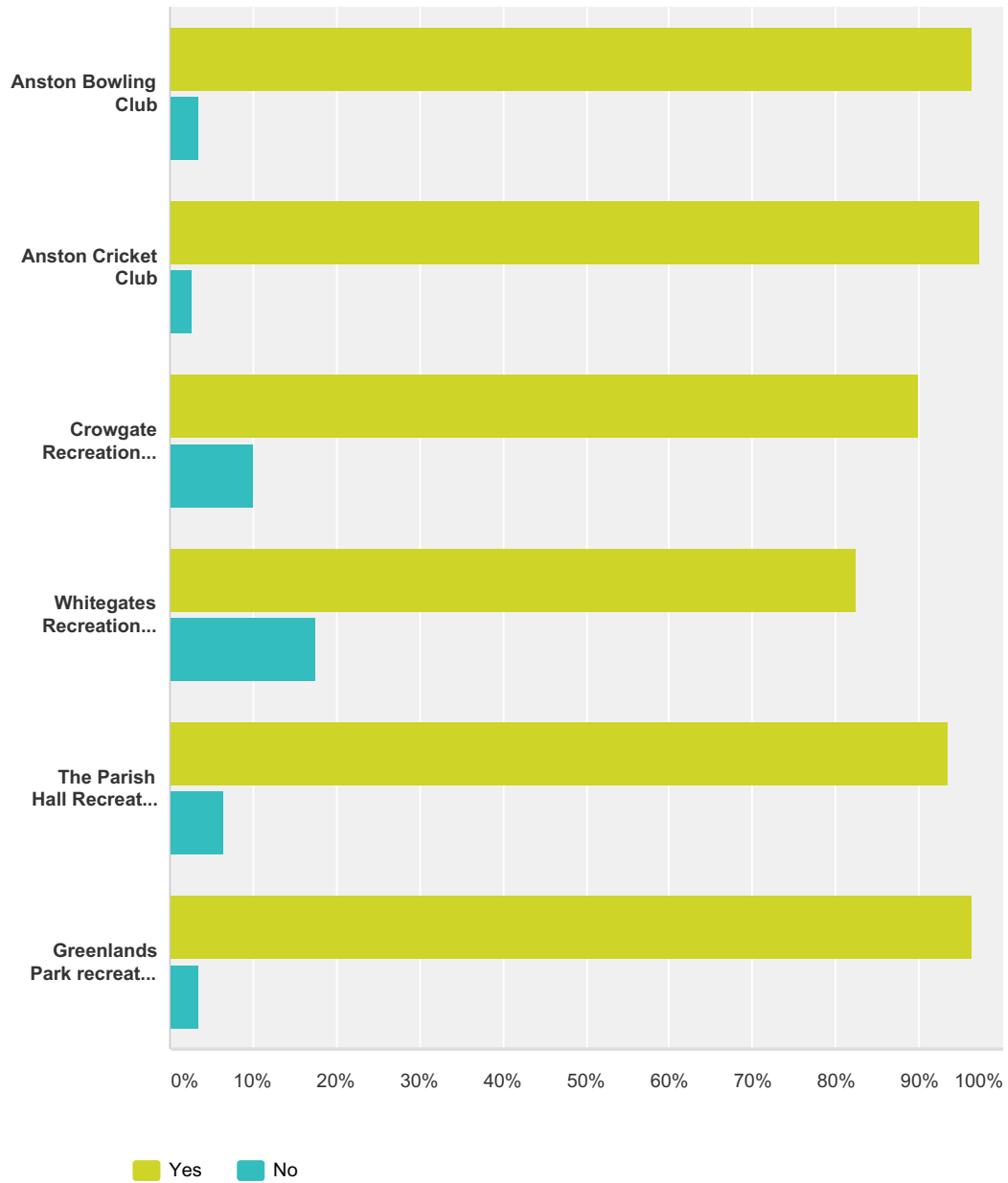
Answered: 92 Skipped: 205



	Yes	No	Total
Burglary from home/shed/garage?	43.86% 25	56.14% 32	57
Theft from vehicle?	29.79% 14	70.21% 33	47
Vandalism?	51.61% 32	48.39% 30	62
Damage to or theft of vehicle?	34.69% 17	65.31% 32	49

Q47 Are you aware of the following facilities?

Answered: 273 Skipped: 24



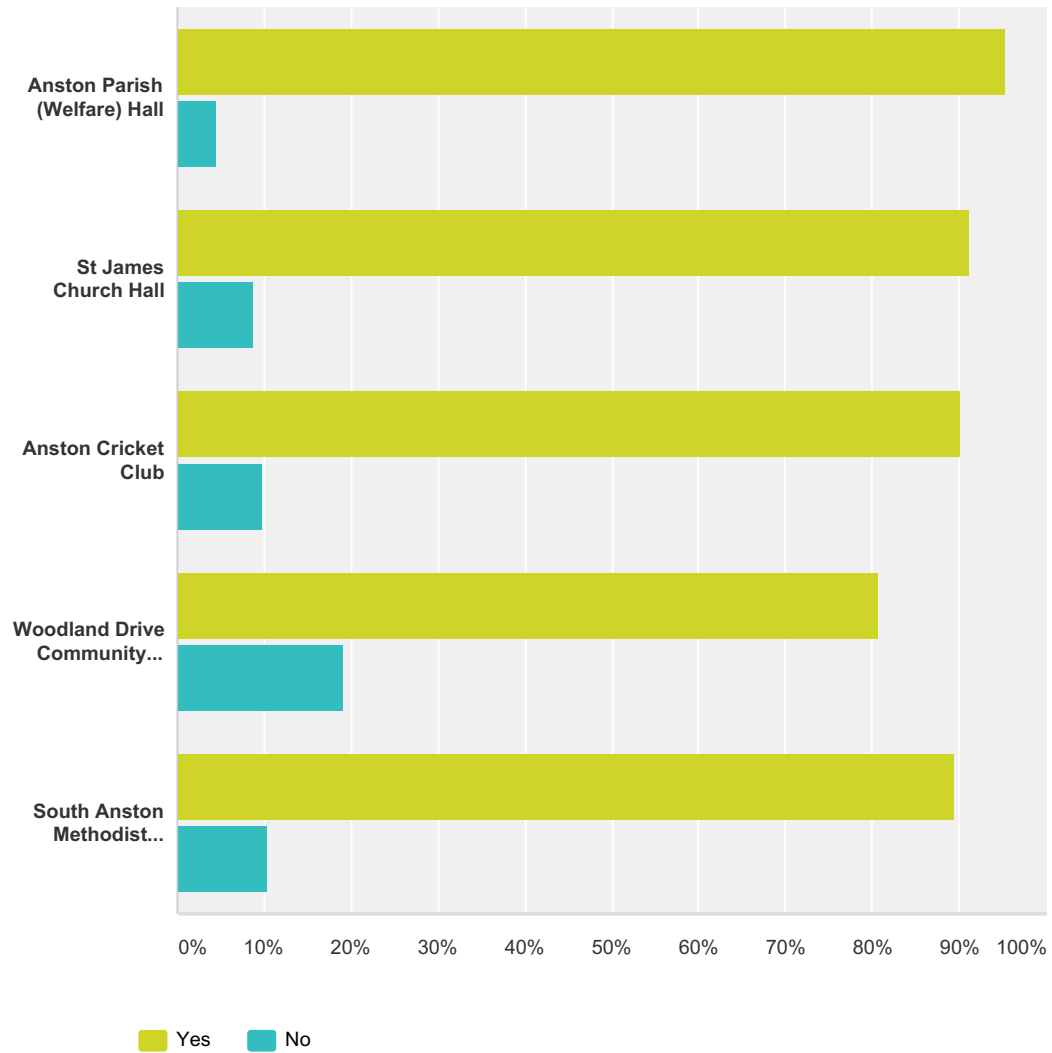
	Yes	No	Total
Anston Bowling Club	96.47% 246	3.53% 9	255
Anston Cricket Club	97.28% 250	2.72% 7	257
Crowgate Recreation Ground	89.91% 196	10.09% 22	218
Whitegates Recreation Ground	82.41% 164	17.59% 35	199

2014 Parish Plan survey

The Parish Hall Recreation Ground	93.44% 228	6.56% 16	244
Greenlands Park recreation area	96.47% 246	3.53% 9	255

Q48 Are you aware of the following venues that are available for hire?

Answered: 255 Skipped: 42

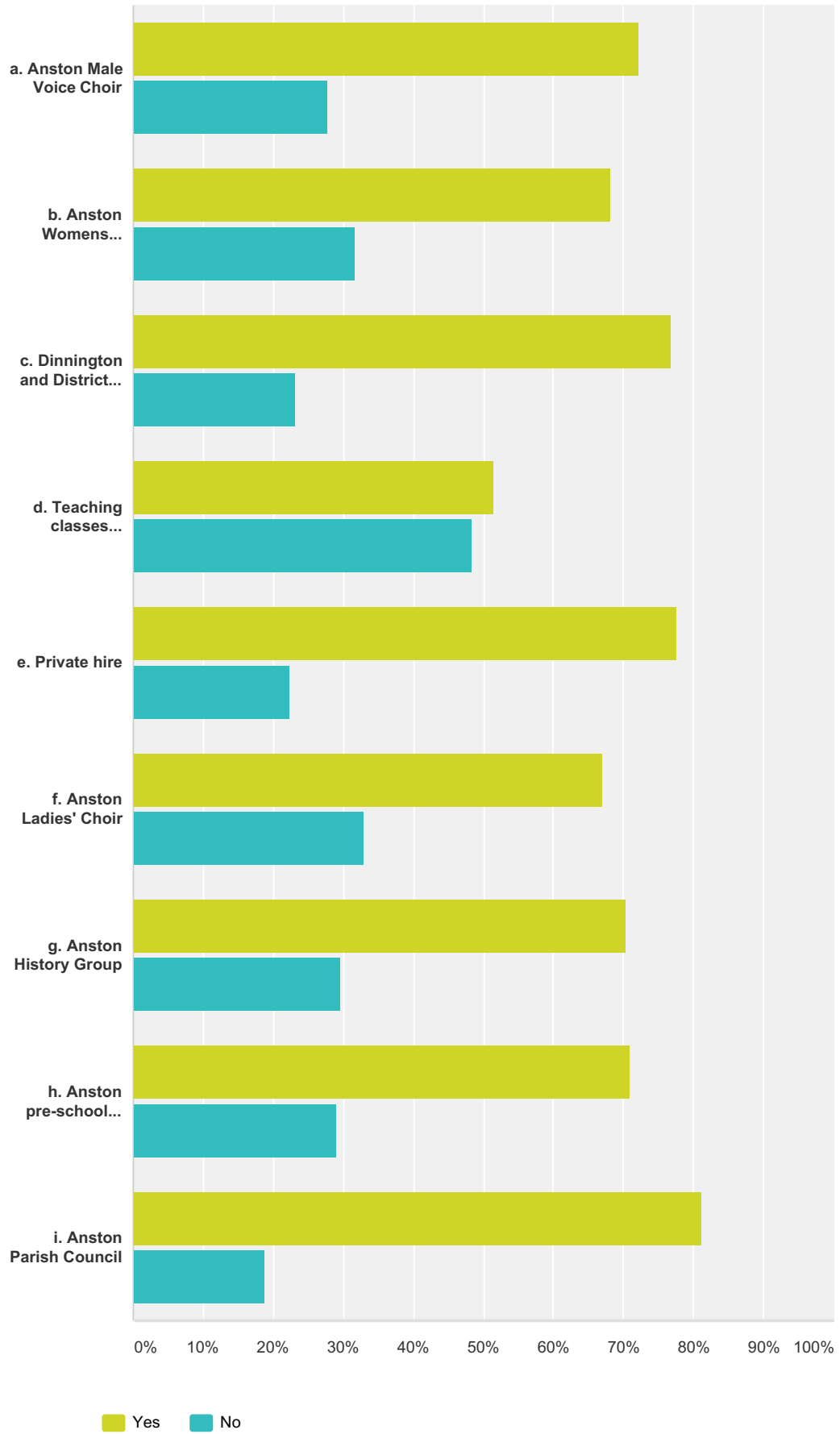


	Yes	No	Total
Anston Parish (Welfare) Hall	95.42% 229	4.58% 11	240
St James Church Hall	91.16% 196	8.84% 19	215
Anston Cricket Club	90.23% 194	9.77% 21	215
Woodland Drive Community Centre	80.87% 148	19.13% 35	183
South Anston Methodist Church Hall	89.52% 188	10.48% 22	210

**Q49 Do you know that the following groups
meet at/use the Anston Parish (Welfare)
Hall?**

Answered: 268 Skipped: 29

2014 Parish Plan survey

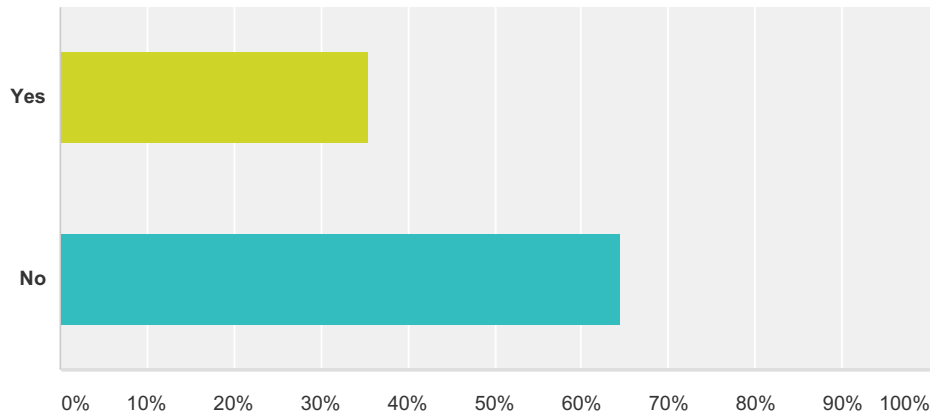


2014 Parish Plan survey

	Yes	No	Total
a. Anston Male Voice Choir	72.27% 185	27.73% 71	256
b. Anston Womens Institute	68.25% 172	31.75% 80	252
c. Dinnington and District Horticultural Society	76.77% 195	23.23% 59	254
d. Teaching classes (senior)	51.64% 126	48.36% 118	244
e. Private hire	77.60% 194	22.40% 56	250
f. Anston Ladies' Choir	66.94% 166	33.06% 82	248
g. Anston History Group	70.28% 175	29.72% 74	249
h. Anston pre-school playgroup	71.02% 174	28.98% 71	245
i. Anston Parish Council	81.12% 202	18.88% 47	249

Q50 Are you a member of a local club or group?

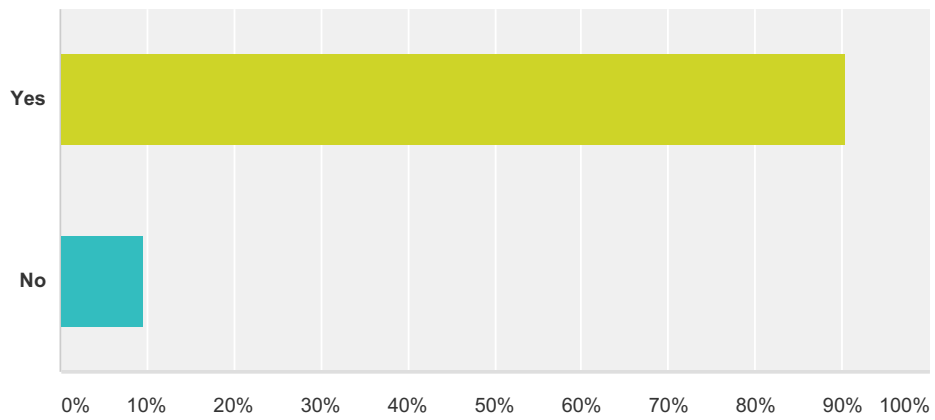
Answered: 270 Skipped: 27



Answer Choices	Responses
Yes	35.56% 96
No	64.44% 174
Total	270

Q51 Do you enjoy walking the footpaths in and around Anston?

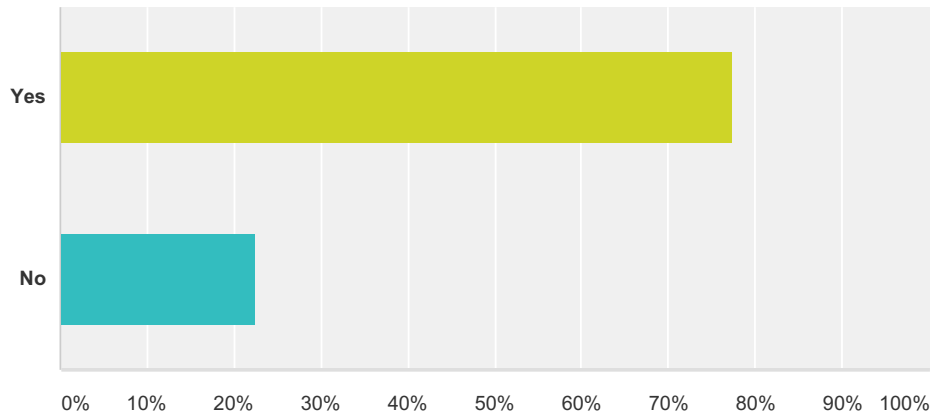
Answered: 279 Skipped: 18



Answer Choices	Responses
Yes	90.32% 252
No	9.68% 27
Total	279

Q52 Are the public footpaths in satisfactory condition?

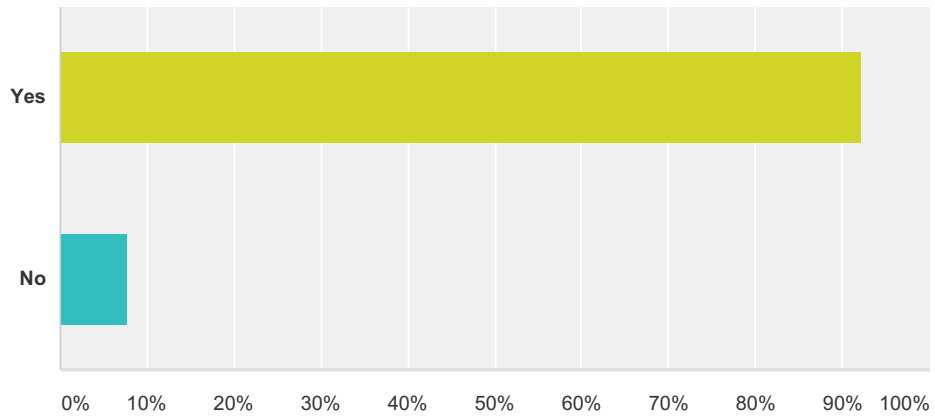
Answered: 274 Skipped: 23



Answer Choices	Responses	
Yes	77.37%	212
No	22.63%	62
Total		274

Q53 Are you aware of the historical and wildlife value of Anston Stones Woods?

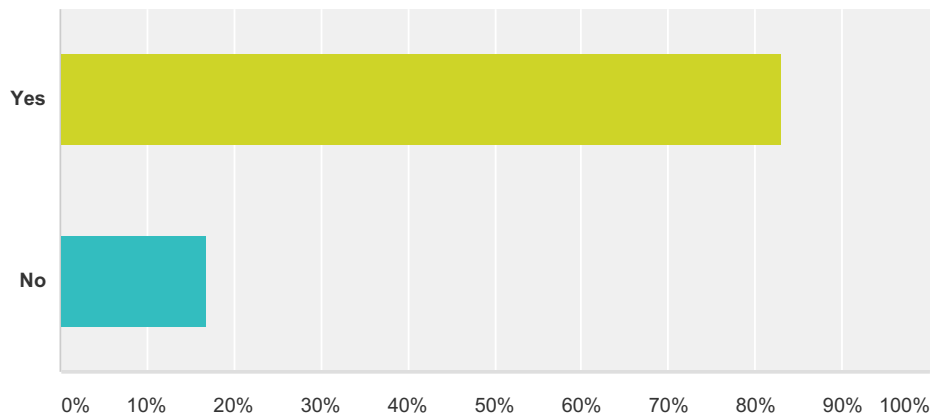
Answered: 283 Skipped: 14



Answer Choices	Responses
Yes	92.23% 261
No	7.77% 22
Total	283

Q54 Do you visit Anston Stones Wood and the fields that adjoin it?

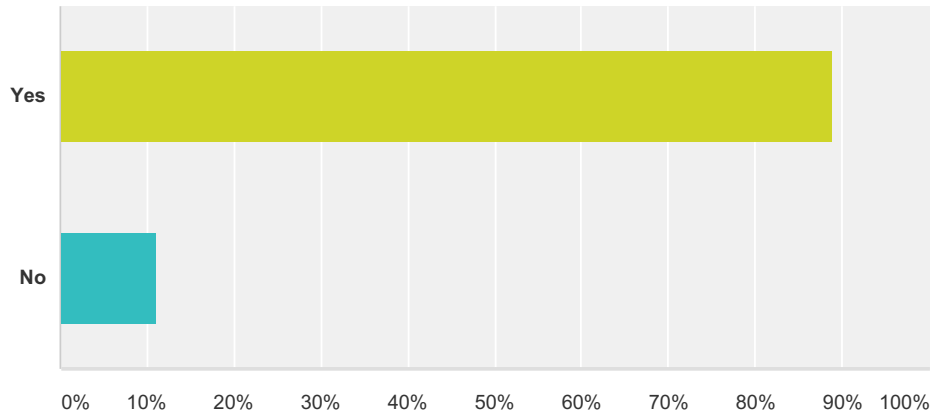
Answered: 285 Skipped: 12



Answer Choices	Responses
Yes	83.16% 237
No	16.84% 48
Total	285

Q55 Do you think the Parish Council should continue to buy strategic pieces of land around Anston Stones Wood in order to extend it and protect it?

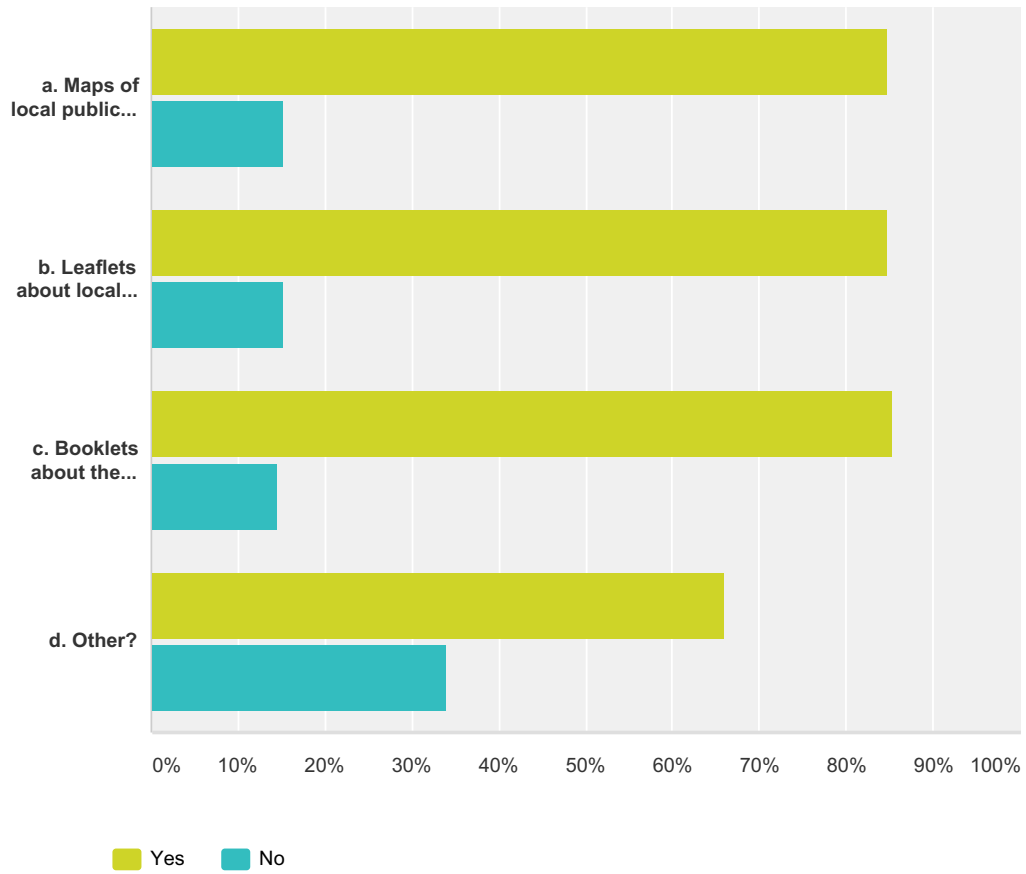
Answered: 287 Skipped: 10



Answer Choices	Responses
Yes	88.85% 255
No	11.15% 32
Total	287

Q56 Would you benefit from having any of the following:

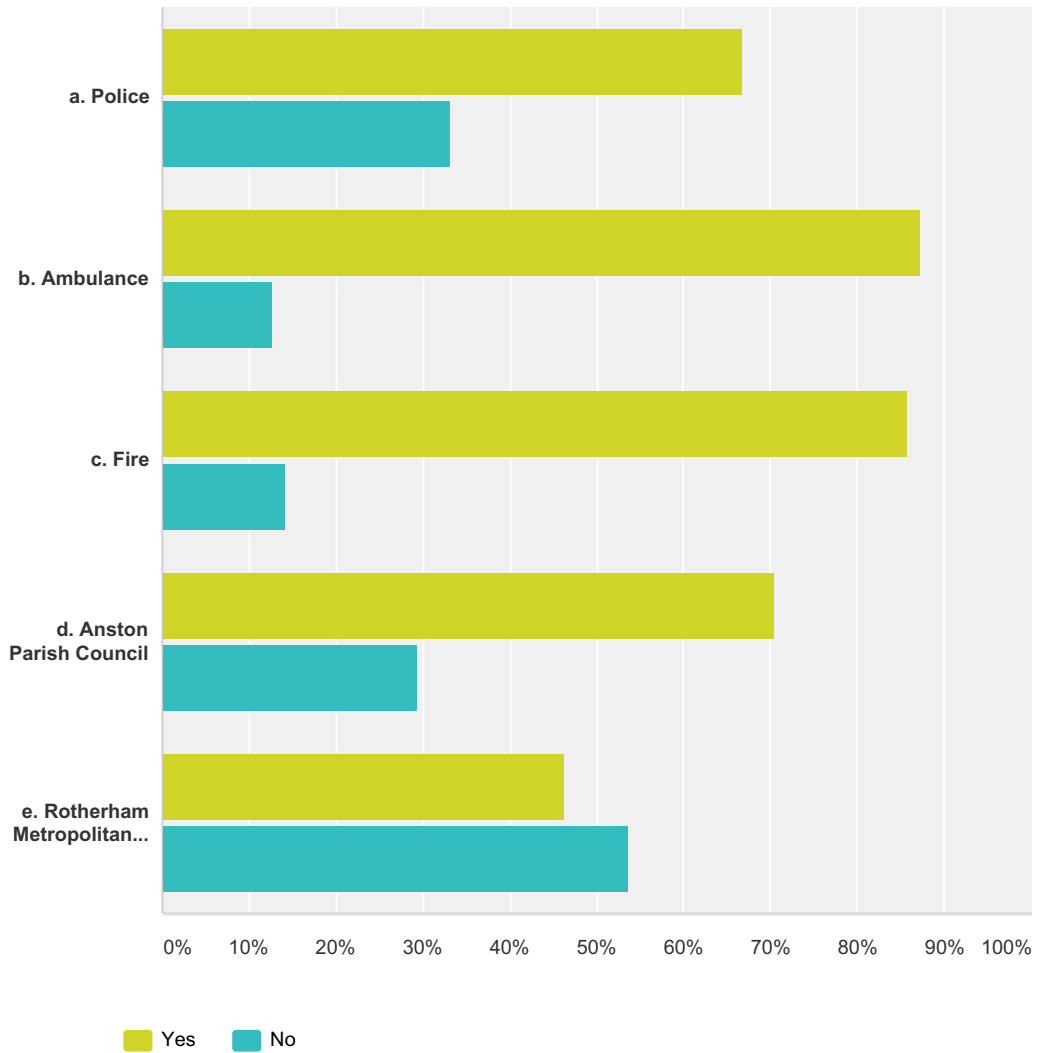
Answered: 267 Skipped: 30



	Yes	No	Total
a. Maps of local public footpaths?	84.73% 222	15.27% 40	262
b. Leaflets about local walks?	84.67% 221	15.33% 40	261
c. Booklets about the history of Anston?	85.38% 222	14.62% 38	260
d. Other?	66.04% 35	33.96% 18	53

Q57 Do you think the following services give value for money?

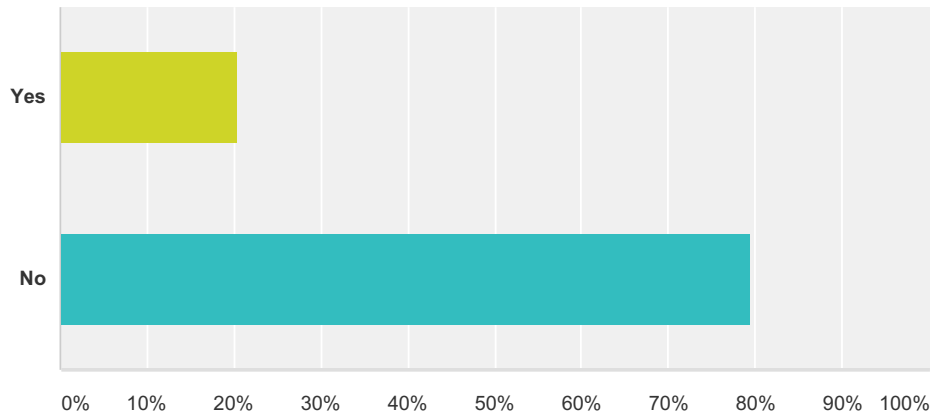
Answered: 256 Skipped: 41



	Yes	No	Total
a. Police	66.80% 165	33.20% 82	247
b. Ambulance	87.30% 220	12.70% 32	252
c. Fire	85.77% 211	14.23% 35	246
d. Anston Parish Council	70.59% 168	29.41% 70	238
e. Rotherham Metropolitan Borough Council	46.32% 107	53.68% 124	231

Q58 Have you had any reason to call out the Police in the last year?

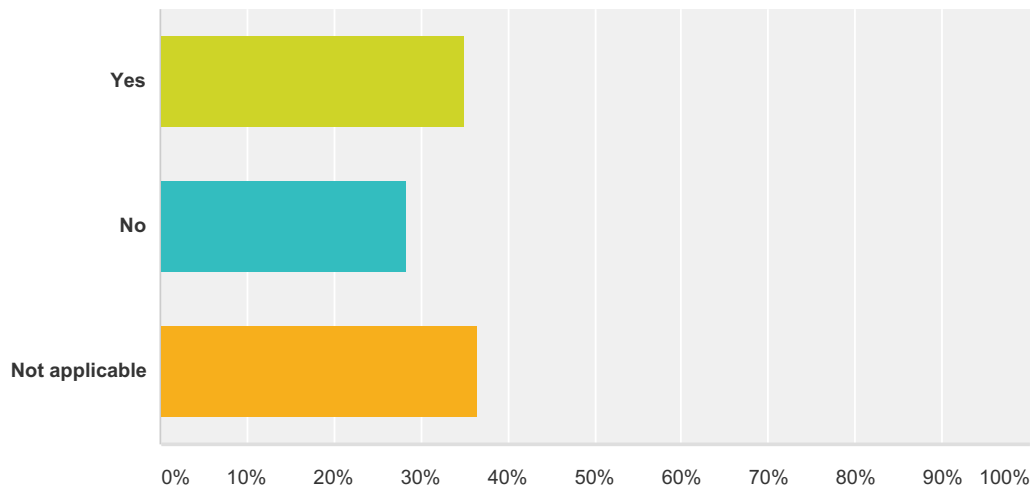
Answered: 260 Skipped: 37



Answer Choices	Responses	
Yes	20.38%	53
No	79.62%	207
Total		260

Q59 If you have needed the Emergency Services did they respond quickly?

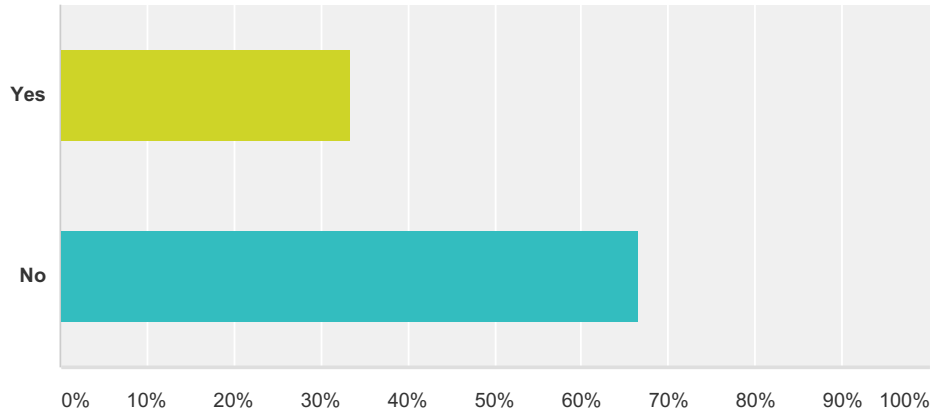
Answered: 225 Skipped: 72



Answer Choices	Responses	
Yes	35.11%	79
No	28.44%	64
Not applicable	36.44%	82
Total		225

Q60 Do you feel the community police team has a strong enough involvement with the community?

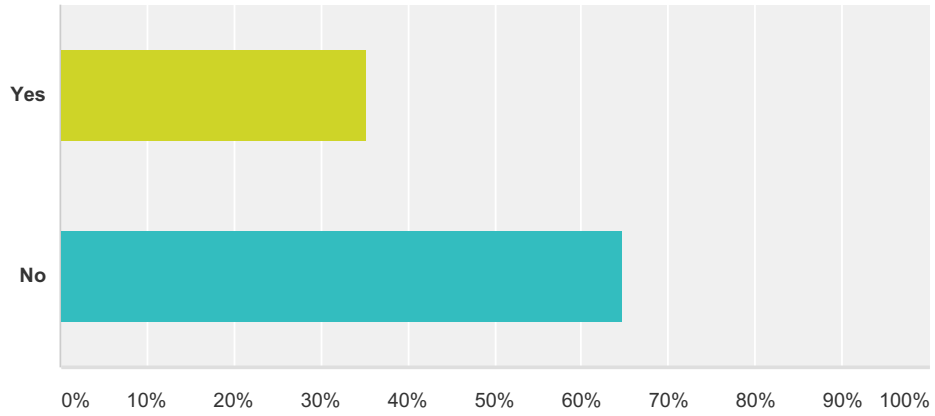
Answered: 228 Skipped: 69



Answer Choices	Responses
Yes	33.33% 76
No	66.67% 152
Total	228

Q61 Do you think that Rotherham MBC provides enough information about the services it provides?

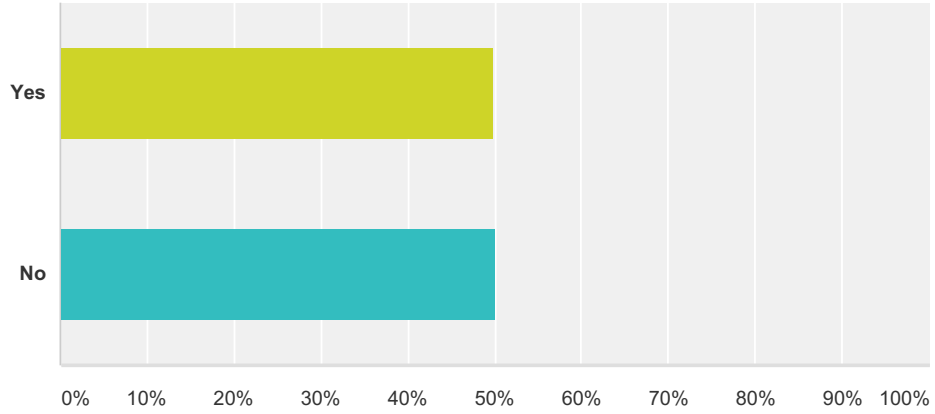
Answered: 246 Skipped: 51



Answer Choices	Responses	
Yes	35.37%	87
No	64.63%	159
Total		246

Q62 Do you think that Anston Parish Council provides enough information about the services it provides?

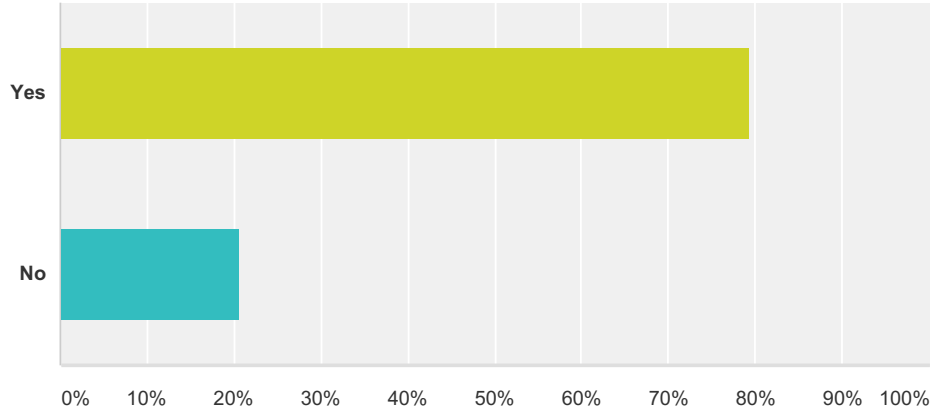
Answered: 251 Skipped: 46



Answer Choices	Responses	
Yes	49.80%	125
No	50.20%	126
Total		251

Q63 Do you read Anston Community Newsletter which is published by the parish council?

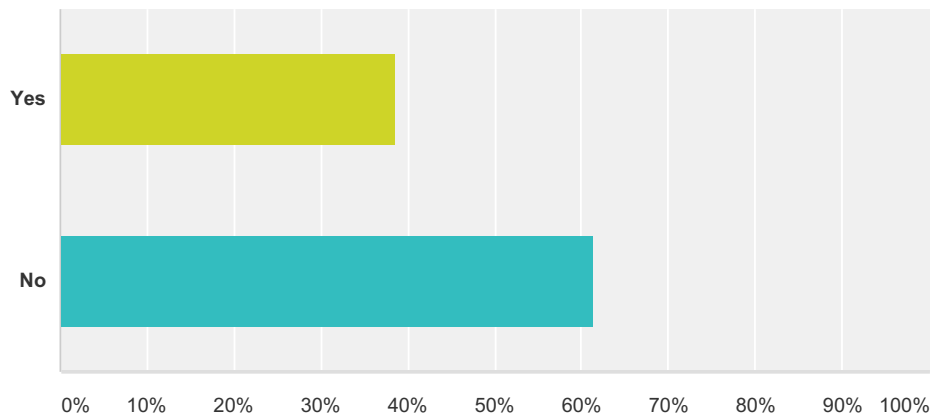
Answered: 267 Skipped: 30



Answer Choices	Responses	
Yes	79.40%	212
No	20.60%	55
Total		267

Q64 Have you visited the Anston Parish Council website at www.anston.gov.uk?

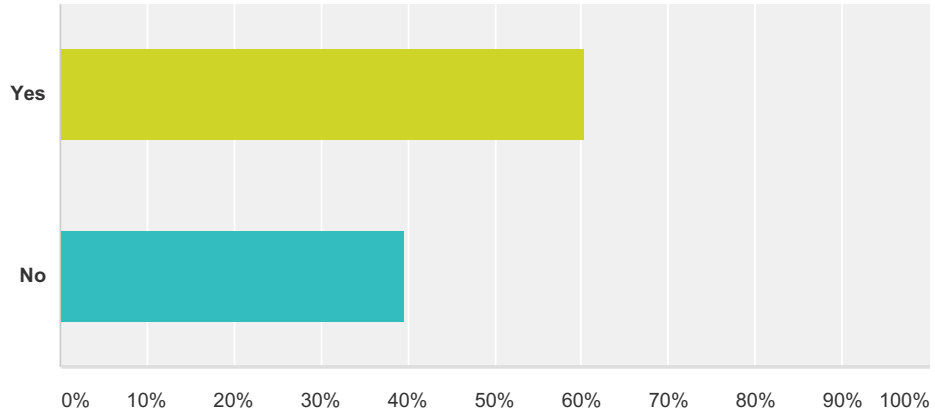
Answered: 270 Skipped: 27



Answer Choices	Responses
Yes	38.52% 104
No	61.48% 166
Total	270

Q65 Would you be prepared to visit this site and use Survey Monkey to answer questions about Land Acquisition / Budget Setting / The Parish Precept?

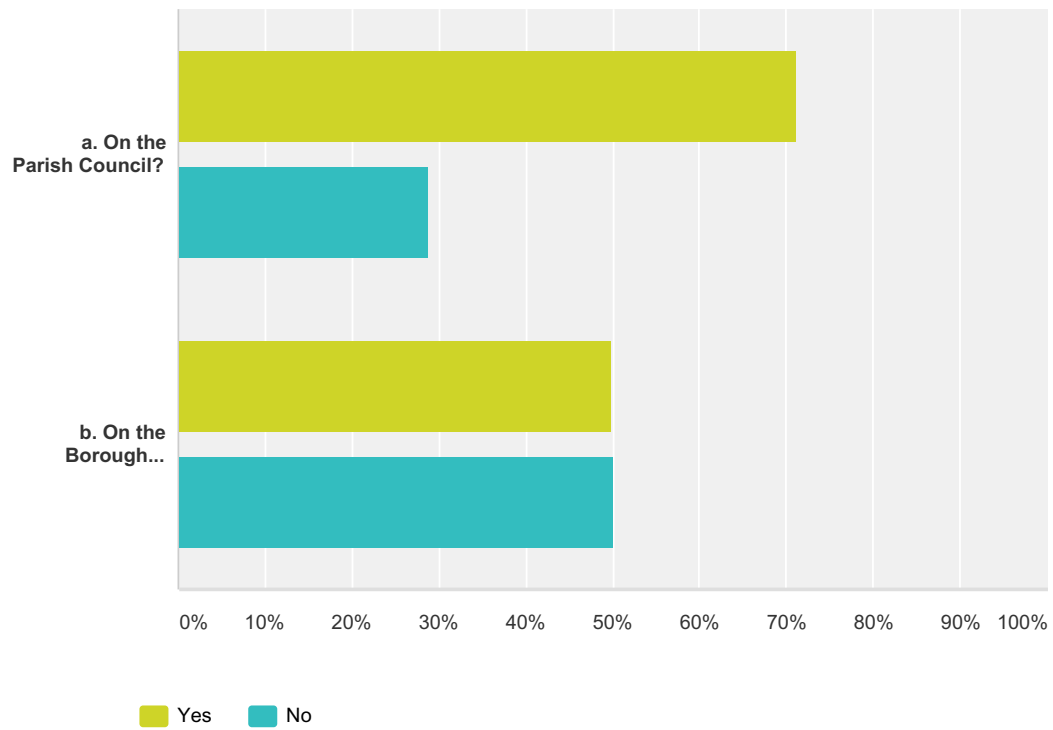
Answered: 254 Skipped: 43



Answer Choices	Responses
Yes	60.24% 153
No	39.76% 101
Total	254

Q66 Do you know who your councillors are?

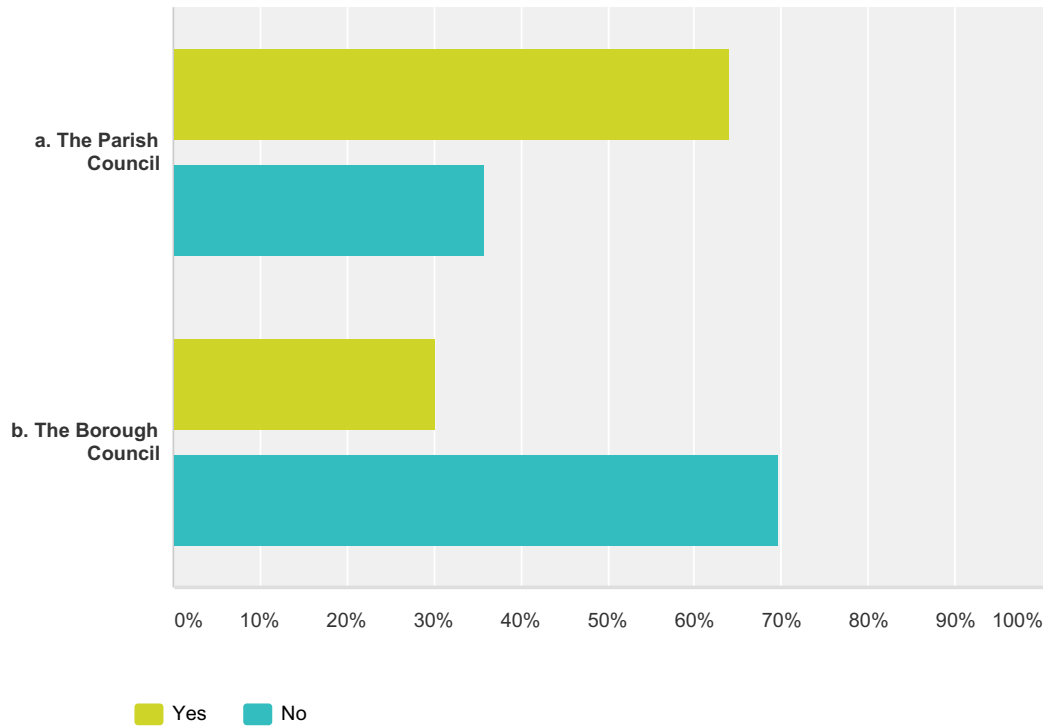
Answered: 261 Skipped: 36



	Yes	No	Total
a. On the Parish Council?	71.15% 185	28.85% 75	260
b. On the Borough Council?	49.81% 129	50.19% 130	259

Q67 Do you believe that local issues and concerns are sufficiently understood by:

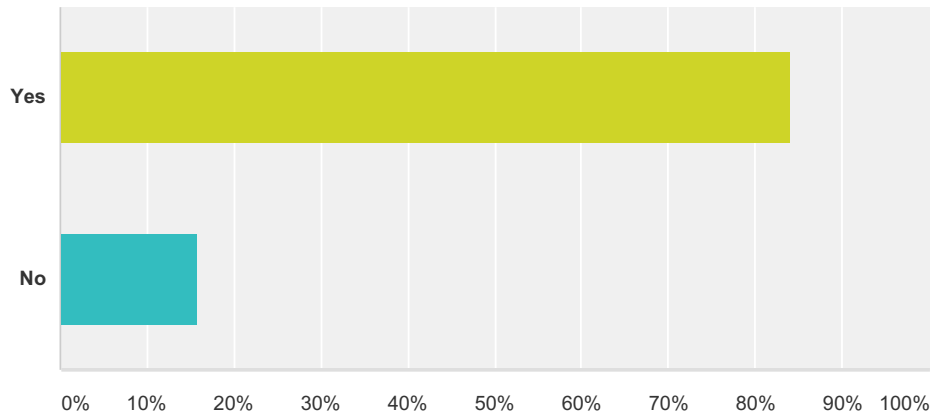
Answered: 247 Skipped: 50



	Yes	No	Total
a. The Parish Council	64.08% 157	35.92% 88	245
b. The Borough Council	30.25% 72	69.75% 166	238

Q68 Is the Annual Parish Bonfire a good thing?

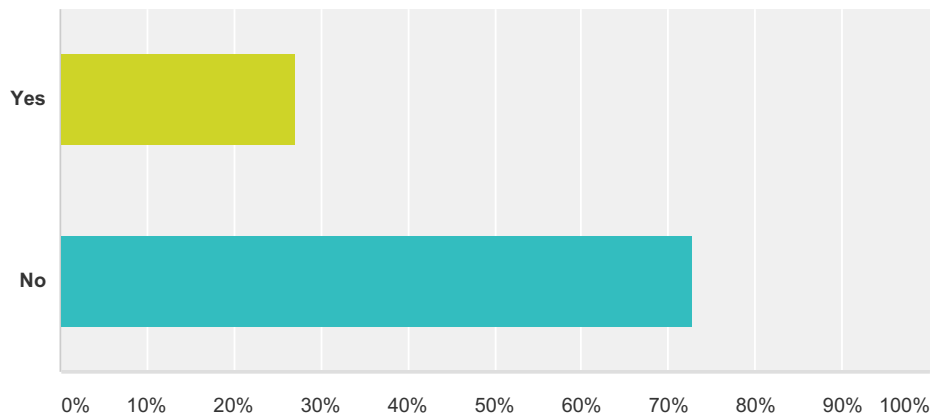
Answered: 253 Skipped: 44



Answer Choices	Responses
Yes	84.19% 213
No	15.81% 40
Total	253

Q69 Anston has two allotment site. Would you like an allotment?

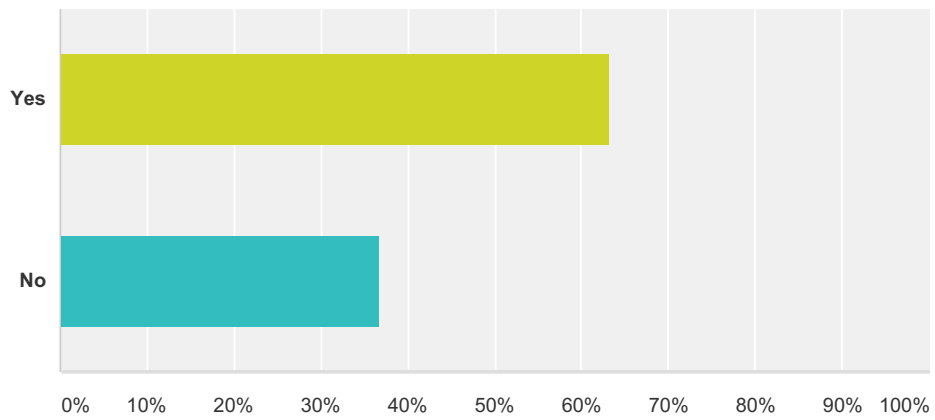
Answered: 257 Skipped: 40



Answer Choices	Responses
Yes	27.24% 70
No	72.76% 187
Total	257

Q70 Are you aware of Anston Day (The Festival in the Park)?

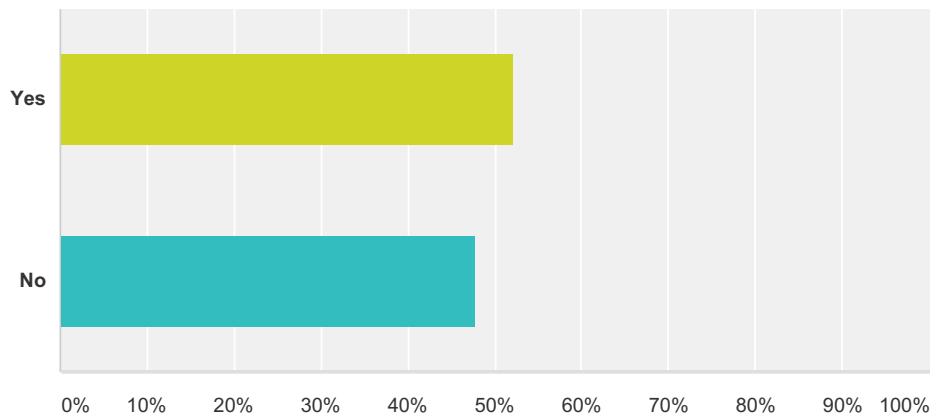
Answered: 253 Skipped: 44



Answer Choices	Responses
Yes	63.24% 160
No	36.76% 93
Total	253

Q71 Would you like to see improvements to Anston Parish Hall?

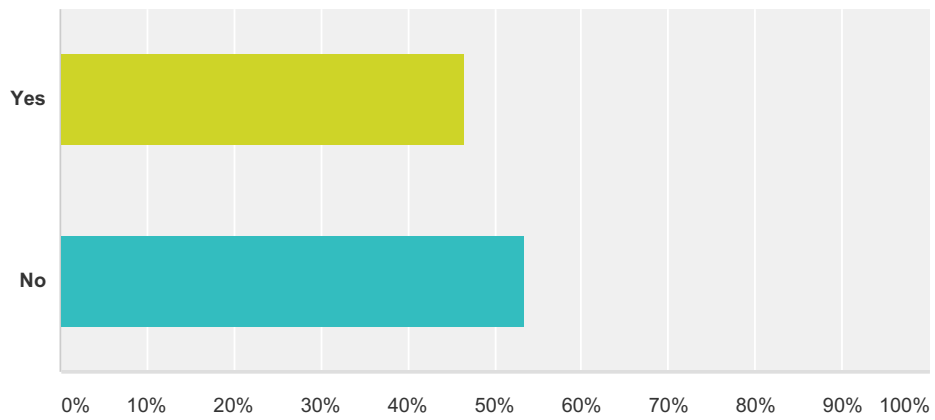
Answered: 209 Skipped: 88



Answer Choices	Responses
Yes	52.15% 109
No	47.85% 100
Total	209

Q72 Would you like to see improvements to Anston Bowls Pavilion?

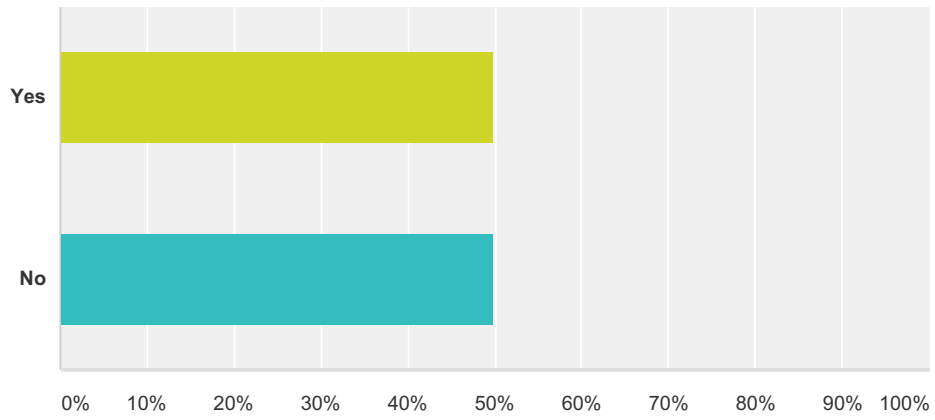
Answered: 193 Skipped: 104



Answer Choices	Responses
Yes	46.63% 90
No	53.37% 103
Total	193

Q73 Would you like to see improvements to Anston Skate Park?

Answered: 200 Skipped: 97



Answer Choices	Responses
Yes	50.00% 100
No	50.00% 100
Total	200

Q74 What one thing would make Anston an even better place in which to live?

Answered: 193 Skipped: 104